

Shire of Beverley **ANNUAL BUDGET** 2012-2013

CONTENTS

Section 1

President's Introduction	1
Chief Executive Officer's Summary	3
Budget Processes	7

Section 2

Overview

1. Linkage to the Council Plan	10
2. Activities, Initiatives and Key Strategic Activities	12
3. Budget Influences	14

Budget Analysis

4. Analysis of Operating Budget	16
5. Analysis of Budgeted Cash Position	18
6. Analysis of Capital Budget	19

Section 3

Long Term Strategies

7. Rating Strategy	21
8. Other Strategies	23

Section 4

Statutory Annual Budget

	25
• Budget - Comprehensive Income Statement	29
• Budget - Financial Activity Statement	30
• Budget - Rate Setting Statement	31
• Budget - Statement of Rating Information	32
• Budget - Statement of Cash Flows	33

This Budget Report has been prepared with reference to
The Institute of Chartered Accountants "Victorian City Council Model Budget 2009/2010".

CONTENTS (CONTINUED)

Notes to and Forming Part of the Annual Budget	35
1. Significant Accounting Policies	37
2. Operating Revenues and Expenses	44
3. Description of Functions and Activities	44
4. Operating Revenues and Expenses	45
5. Cash and Cash Equivalents	45
6. Disposal of Assets	46
7. Borrowing Information	46
8. Reserves	47
9. Cash Flow Information	50
10. Trust Fund Information	51
11. Comparison with Rate Setting Statement	51
12. Rating Information	52
13. Service Charges	52
14. Information about Discounts, Incentives, Concessions and Write Offs	52
15. Interest Charges for the Late Payment of Rate Charges	53
16. Fees and Charges Information	53
17. Investments	54
18. Council Members - Fees, Expenses and Allowances	54
19. Depreciation of Non Current Assets	54
20. Major Land Transactions	55
21. Joint Venture	55
22. Trading Undertakings	55
23. Capital and Leasing Commitments	55
24. Financial Instruments	55
25. Position at Commencement of Financial Year	56
Schedule of Fees and Charges	57
Budget Details	67
Capital Works Program	125



This Budget Report has been prepared with reference to
The Institute of Chartered Accountants "Victorian City Council Model Budget 2009/2010".

PRESIDENT'S INTRODUCTION

It gives me great pleasure to present the Annual Budget to the community of the Shire of Beverley.

We will increase rates by 4.0% in the 2012/2013 Financial Year. This level allows us to maintain existing service levels, fund a number of new initiatives, and continue to allocate additional funds to renew the Shire's infrastructure.

The rate increase has been kept in line with the Rating Strategy.

The Budget includes a number of new initiatives:

- Lesser Hall improvements.
- Netball courts relocation and lighting.
- Development of recreation facility.
- Swimming pool shades.
- Old school building structural improvements.

The Capital Works Program for the 2012/2013 Financial Year is expected to be \$7.11 million. Of the \$7.11 million capital funding required, \$3.98 million will come from Council operations and sale of assets, \$2.87 million from external grants, and the balance of \$0.26 million from reserves. The Capital Expenditure Program has been set and prioritised, based on needs and sound business cases for each project.

Highlights of the Capital Works program include:

• Furniture and Equipment	\$ 96,000
• Swimming Pool Shades	\$ 20,000
• Lesser Hall Refurbishment	\$ 100,000
• Plant and Equipment	\$ 634,200
• Infrastructure - Roads	\$2,497,841
• Caravan Park - Park Land Development	\$ 45,000
• Recreation Ground Development	\$3,011,497
• Netball Courts - Relocation and Lighting	\$ 150,000
• Old School Building Improvements	\$ 150,000

The Annual Budget compiled by the Shire is progressive and financially responsible.

Residents and other interested members of the community are welcome to view the adopted Annual Budget at the Shire's Administration Centre or website.

Cr Dee Ridgway
Shire President

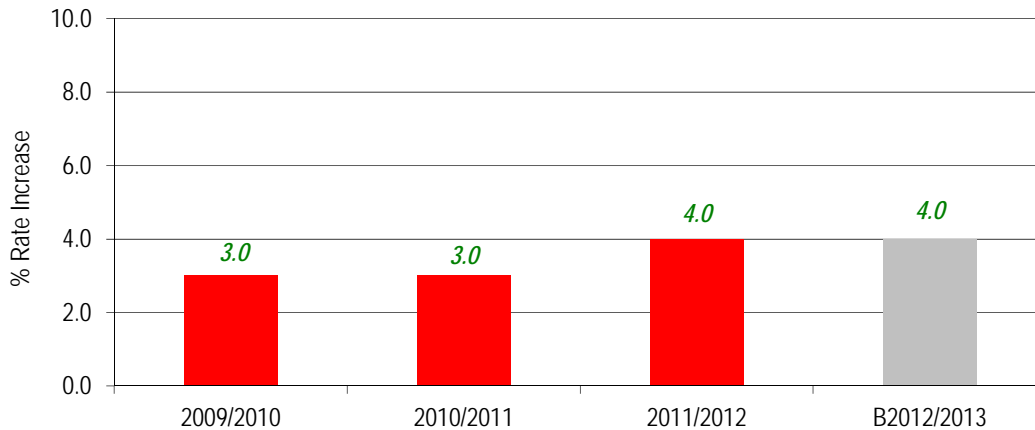


This page intentionally left blank.

CHIEF EXECUTIVE OFFICER'S SUMMARY

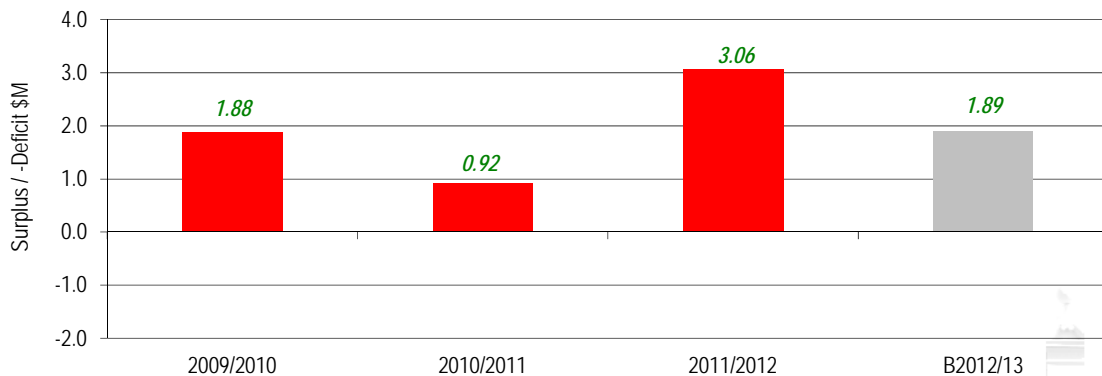
Council has prepared a Plan for the Future for 2011-2014 and Annual Budget for the 2012-2013 Financial Year, which seeks to balance the demand for services and infrastructure with the community's capacity to pay. Key Budget information provided below is about the rates, operating result, service levels, cash and investments, capital works, financial position, and key strategic activities of the Council.

1. Rates



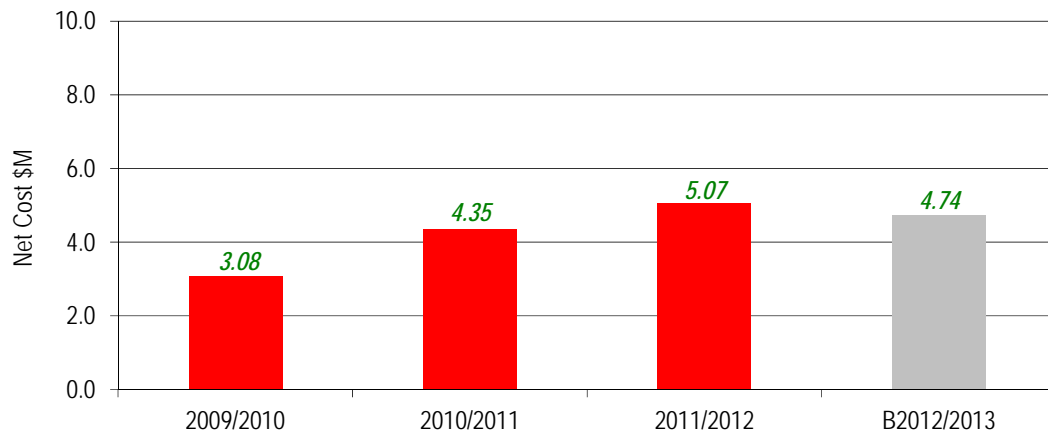
It is proposed that general rates increase by 4.0% for the 2012/2013 Financial Year, raising total rates of \$2.2 million. The minimum rate is set at \$670.00 per annum, and will yield \$153,430.

2. Operating Result



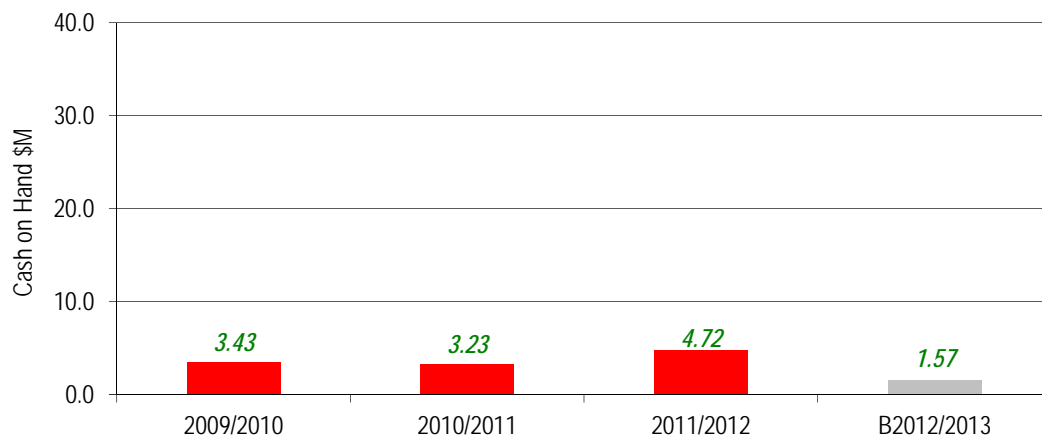
The expected operating result for the 2012/2013 Financial Year is a surplus of \$1.89 million, which is a decrease of \$1.17 million over 2011/2012. The higher operating result is due mainly to additional government grants.

3. Services



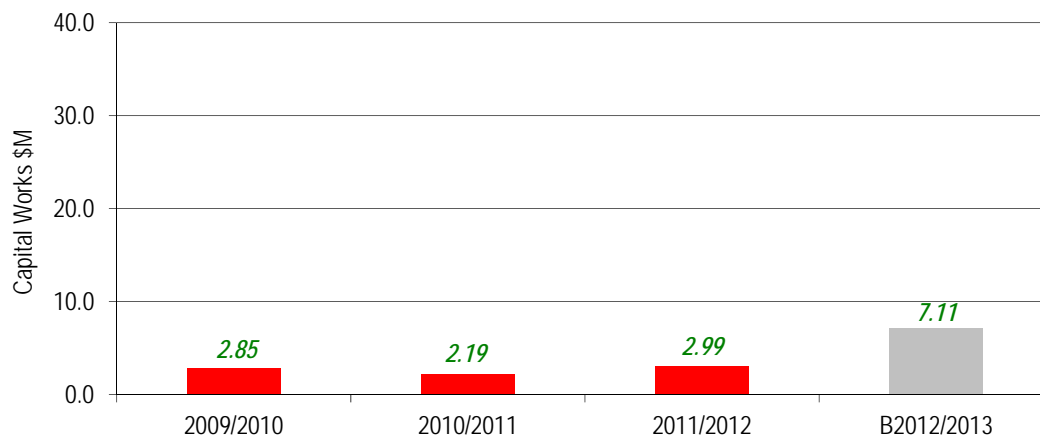
The cost of services to be delivered to the community for the 2012/2013 Financial Year is expected to be \$4.7 million, which is less when compared to 2011/2012. For the 2012/2013 Financial Year, service levels have been maintained and a number of initiatives proposed.

4. Cash and Investments



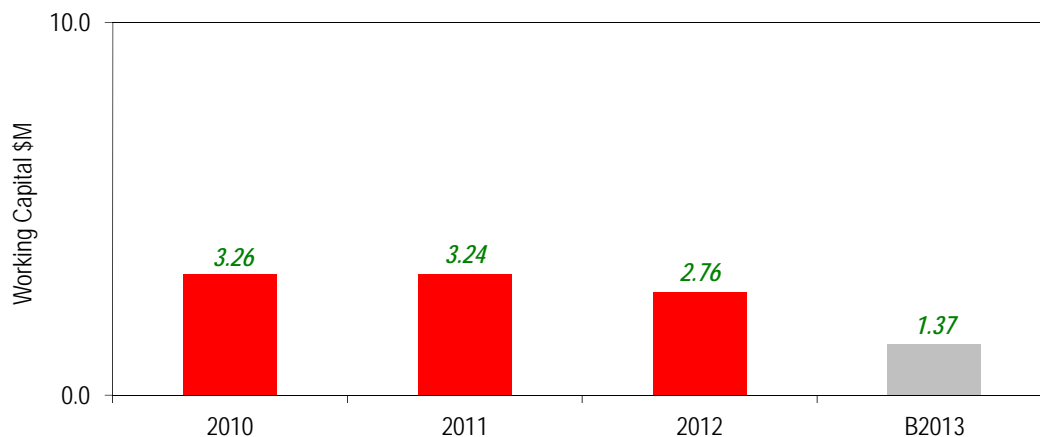
Cash and investments are expected to decrease by \$3.15 million during the year to \$1.57 million as at 30 June 2013. This is due mainly to the Capital Works Program which is expected to be completed in 2012/2013.

5. Capital Works



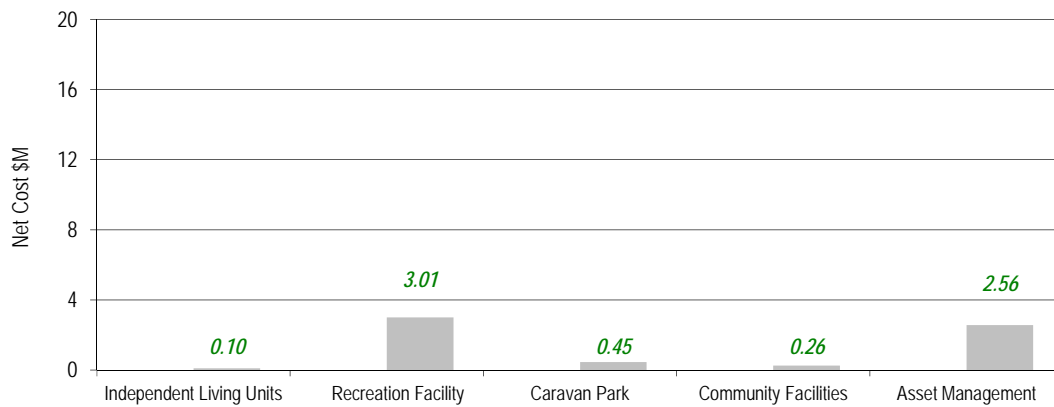
The Capital Works program for the 2012/2013 Financial Year is expected to be \$7.11 million. Of the \$7.11 million of Capital Funding required, \$2.98 million will come from Council operations, \$1.0 million from borrowings, \$2.87 million from external grants, and the balance of \$0.26 million from reserves. The Capital Expenditure Program has been set and prioritised based on needs and sound business cases for each project.

6. Financial Position



The net current assets are expected to decrease by \$1.39 million to \$1.37 million. This is mainly due to the use of cash received to fund the Capital Works Program.

7. Strategic Objectives



The Annual Budget includes a range of activities and initiatives to be funded that will contribute to achieving the Strategic Objectives in the Plan for the Future. The above graph shows the level of funding allocated in the Budget to achieve the Strategic Objectives, as set out in the Plan.

The Annual Budget has been developed so that it is financially responsible. More detailed Budget information is available throughout the document.

S Gollan
Chief Executive Officer

This page intentionally left blank.


BUDGET PROCESSES

This section lists the Budget processes to be undertaken in order to adopt the Annual Budget in accordance with the Local Government Act 1995 and its Regulations.

The preparation of the Budget begins with Officers preparing the Operating and Capital components of the Annual Budget. A 'draft' consolidated Budget is then prepared and various iterations are considered by Council at informal briefings. A 'proposed' Budget is prepared in accordance with the Act and submitted to Council for approval.

The Budget is required to be adopted by 31 August in each year. The key dates for the Budget process are summarised as follows:

- | | | |
|----|---|--------------------|
| 1. | Officers prepare operating and capital estimates for inclusion in the Budget. | May 2012 |
| 2. | Council considers draft Budget at informal briefings. | June - August 2012 |
| 3. | Proposed Budget is submitted to Council for approval. | August 2012 |
| 4. | Copy of adopted Budget submitted to the Department. | September 2012 |



1. LINKAGE TO THE COUNCIL PLAN

This section describes how the Annual Budget links to the achievement of the Council Plan within an overall planning framework. This framework guides the Council in identifying community needs and aspirations over the long term (Strategic Plan), medium term (Plan for the Future), and short term (Annual Budget), and then holding itself accountable (Audited Statements).

1.1 Strategic Planning Framework

A Strategic Plan has been prepared and adopted by the Council in 2012. The Plan for the Future summarises the financial and non financial impacts of the objectives and strategies, and determines the sustainability of these objectives and strategies. The Annual Budget is then framed, taking into account the activities and initiatives included in the Plan, which contribute to achieving the Strategic Objectives specified.

The timing of each component of the planning framework is critical to the successful achievement of the planned outcomes. The planning will guide the preparation of the Plan for the Future and Annual Budget.

1.2 Our Purpose

Our Vision

Our Shire will be:

- A place of enhanced community;
- A place that values its past and history;
- A place that is welcoming and friendly;
- A place that is safe, relaxed and peaceful; and
- A place to live, work, and visit.

Our Aim

- To sustain and build population, and to ensure the delivery of sustainable services to our community.

As an innovative and accountable organisation, the Shire of Beverley will promote vibrant democracy and provide high quality services.

Our Values

The Shire of Beverley has a clear strength in the bond and affinity between its Councillors, the community, and staff. Staff support the community leadership and governance role of Councillors, and work together to achieve the commitments of the Council Plan. Having all the Shire's Council staff practice the following organisational values, enhances the quality of this partnership:

- **Service** - Our citizens, community and service users are the focus of all our actions.
- **Accountability** - We are responsible for our actions, which are open to review.
- **Innovation** - We encourage and seek new ideas in finding solutions.
- **Teamwork** - We share our skills, knowledge and experience as part of a team, and work together towards achieving Council's goals.
- **Recognition** - We promote the achievements and efforts of others.
- **Safety** - We look after our environment and the welfare of others.
- **Integrity** - We are open and honest and work to the best of our ability.
- **Respect** - We acknowledge the opinions of others, and their rights and differences.

1.3 Strategic Objectives

The Council delivers activities and initiatives under eleven (11) programmes. Each contributes to the achievement of the Strategic Objectives, as set out in the Plan for the Future for the years 2011-2014. The following table lists the Strategic Objectives, as described in the Plan for the Future.

Strategic Objective	Description
1. Development of Independent Living Units for Aged Persons	To provide modern and convenient facilities which cater for the aged persons in the district. Stage one of the development of Independent Living Units is now complete.
2. Development of Recreation Facilities	To provide modern and convenient facilities which cater for all ages in the district.
3. Caravan Park Development	To provide modern and convenient facilities which cater for visitors and tourists in the district. Caravan Park ablutions are now complete.
4. Community Facilities	To provide residents of the Shire of Beverley with quality facilities that will meet their needs in the foreseeable future.
5. Asset Management Program	To provide and replace, as necessary, the infrastructure of the Shire and maintain the infrastructure to an acceptable standard of presentation, usability and safety.

2. ACTIVITIES, INITIATIVES AND KEY STRATEGIC ACTIVITIES

This section provides a description of the activities to be funded in the Budget for the 2012/2013 Financial Year, and how these will contribute to achieving the strategic objectives specified in the Plan for the Future.

Activities

Activity	Description	(Expenditure) Revenue Net Cost \$
General Purpose Funding	Details rates levied, interest on late payment of rates, general purpose grants, and interest received on investments.	3,366,346 <u>(45,087)</u> 3,321,259
Governance	This service provides assistance to Elected Members and ratepayers on matters which do not concern specific Council services.	29,900 <u>(291,037)</u> (261,137)
Law, Order, Public Safety	This service provides for the supervision of local laws, fire prevention, and animal control.	149,497 <u>(189,946)</u> (40,449)
Health	This service provides for food quality and pest control, support to child health clinic, medical service, and administration of health scheme.	500 <u>(120,177)</u> (119,677)
Education and Welfare	This service provides for maintenance of old school, donation towards school awards, and youth activities and initiatives.	6,500 <u>(92,715)</u> (86,215)
Housing	This service provides for the maintenance of staff housing and retirement village.	81,514 <u>(210,522)</u> (129,008)
Community Amenities	This service provides for the collection of rubbish, operations of waste disposal sites, administration of town planning scheme, maintenance of cemeteries, and protection of the environment.	122,425 <u>(535,542)</u> (413,117)
Recreation and Culture	This service provides for the maintenance of halls, swimming pool, recreation grounds and various reserves. The operations of the library and art gallery, and maintenance of courthouse and Dead Finish Museum.	1,107,833 <u>(839,118)</u> 268,715
Transport	This service provides for the maintenance of roads, bridges, footpaths, cleaning and lighting of streets, street trees, depot maintenance and aerodrome maintenance. Revenue associated with the construction of roads, etc, is also recorded in this program.	1,497,627 <u>(1,653,156)</u> (155,529)
Economic Services	This service provides for weed control, tourism and area promotion, implementation of building controls, swimming pool inspections, and promotion of economic development initiatives.	214,400 <u>(478,943)</u> (264,543)
Other Property and Services	This service provides for the undertaking of private works, allocations of on costs, and plant operations costs, recording of material and stock, salaries and wages paid and allocated to works.	52,000 <u>(288,413)</u> (236,413)
Net Operating Income		1,883,886

Initiatives

- Lesser Hall refurbishment.
- Swimming pool shades.
- Development of recreation facility.
- Netball courts relocation and lighting.
- Old school building structural improvement.

Key Strategic Activities

- | | |
|---|---|
| 1. Lesser Hall Improvements | Complete works in February 2013. |
| 2. Development of Recreation Facilities | Complete development by June 2013. |
| 3. Netball Courts - Relocation and Lighting | Complete planned works by June 2013. |
| 4. Community Facilities | Complete construction on time and within budget. |
| 5. Asset Management Programme | Complete Asset Management Plan by October 2012 - Length of roads, drains, footpaths replaced and constructed, each year (measured in kilometres). |
-

3. BUDGET INFLUENCES

This section sets out the key Budget influences arising from the internal and external environment within which the Council operates.

3.1 Snapshot of Beverley Shire Council

Beverley is a vibrant and diverse rural community with a population of 1,755. Located in the western central Wheatbelt region of Western Australia, Beverley is less than 130km east of Perth. The Shire is home of a highly productive broad acre farming industry, with a smaller diversified agricultural base, such as perennial horticulture also finding a home here.

First permanently settled by Europeans in the second half of the 19th Century, Beverley has a long and proud history. This pride prevails today as one of only a few rural communities in the State that is growing.

Located on the banks of the famous Avon River, the town of Beverley is an attractive place to visit and live in. All services and facilities expected of a progressive community are available, including high quality education and medical establishments.

3.2 External Influences

In preparing the 2012/2013 Annual Budget, a number of external influences have been taken into consideration because they are likely to impact significantly on the services delivered by Council in the Budget period, these include:

- Consumer Price Index (CPI) increases on goods and services of 3.5% per annum.
- Additional government grants from State and Federal government.
- Prevailing economic conditions impacting investment interest rates.

3.3 Internal Influences

As well as external influences, there are also a number of internal influences which are expected to have a significant impact on the preparation of the 2012/2013 Annual Budget. These matters have arisen from events occurring in the 2011/2012 Financial Year, resulting in variances between the forecast 'actual' and 'budgeted' results for that year, and matters expected to arise in the 2012/2013 year. These matters and their financial impact are set out below:

- Budget surplus for the 2011/2012 Financial Year ended 30 June 2012.
- Minimal staff turnover.

3.4 Budget Principles

In response to these influences, guidelines were prepared and distributed to all Council Officers with Budget responsibilities. The guidelines set out the key Budget principles upon which the Officers were to prepare their Budgets. The principles included:

- Existing fees and charges to be increased in line with CPI market levels.
- Grants to be based on confirmed funding levels.
- New revenue sources to be identified where possible.
- Service levels to be maintained at 2011/2012 levels.
- Salaries and wages to be increased in line with Average Weekly Earnings.
- New initiatives, which are not cost neutral, to be justified through a business case.
- Real savings in expenditure and increases in revenue identified in 2011/2012 to be preserved.
- Operating revenues and expenses arising from completed 2011/2012 Capital Projects to be included.

3.5 Legislative Requirements

Under the Local Government Act 1995 (“the Act”), Council is required to prepare and adopt an annual budget for each financial year. The budget is required to include certain information about the rates and charges that Council intends to levy, as well as a range of other information required by the Local Government (Financial Management) Regulations 1996 (“the Regulations”) which support the Act.

The 2012/2013 Annual Budget, which is included in this report, is for the year 1 July 2012 to 30 June 2013, and is prepared in accordance with the Act and Regulations. The Budget includes statutory statements, being an operating budget; budget statement of financial activity; budget statement of cash flows; budget rate setting statement; budget statement of rating information, and notes forming part of the Annual Budget. These statements have been prepared for the Financial Year ended 30 June 2013 in accordance with Accounting Standards and other mandatory professional reporting requirements, and in accordance with the Act and Regulations. It also includes detailed information about the rates and charges to be levied, the Capital Works Program to be undertaken, and other financial information which Council requires in order to make an informed decision about the adoption of the Budget.

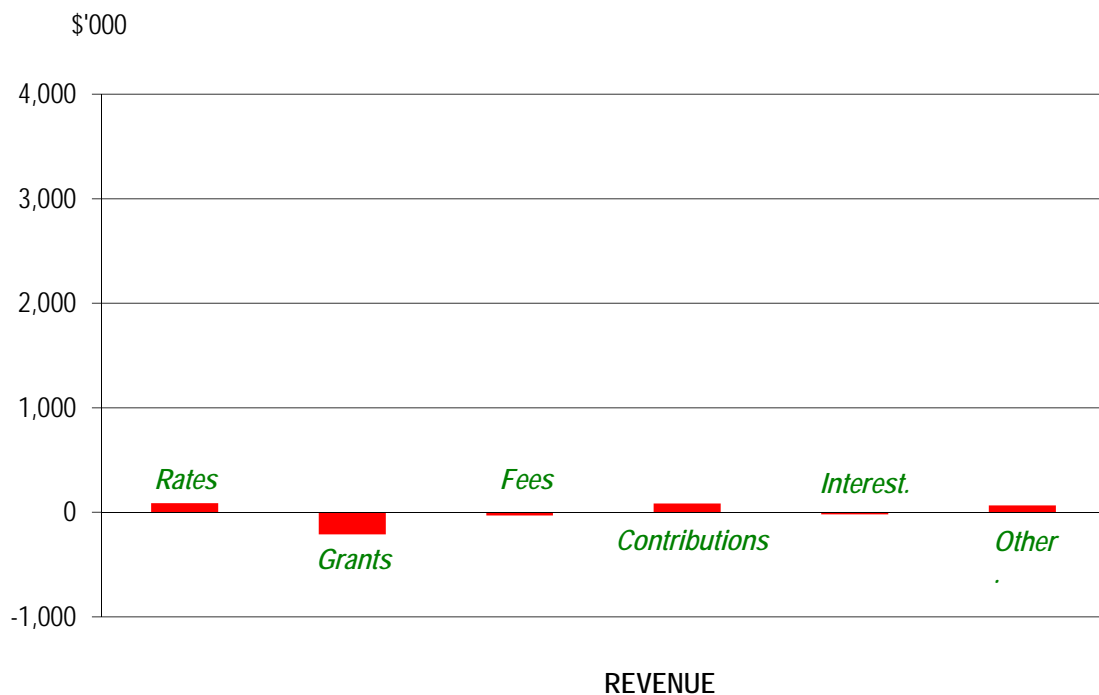
The Budget includes consideration of a number of long term strategies to assist Council in considering the Budget in a proper financial management context. These include a Plan for the Future and a Financial Plan for the Financial Years 2010/2011 to 2013/2014, rating strategy and other long term strategies including borrowings and infrastructure and Forward Capital Works Plan.

4. ANALYSIS OF OPERATING BUDGET

This section analyses the expected revenues and expenses of the Council for the 2012/2013 Financial Year.

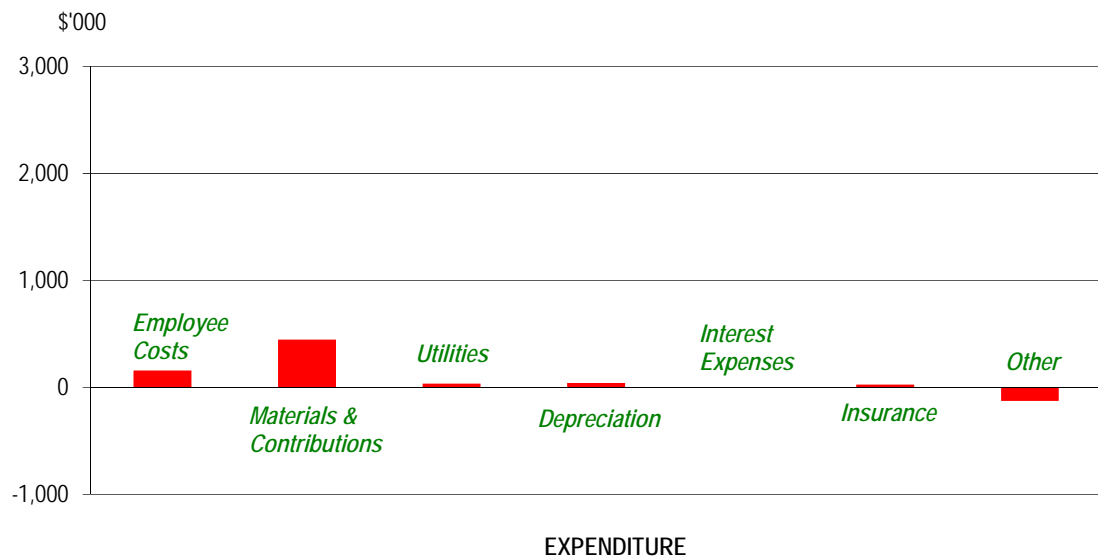
4.1 Operating Revenue

Revenue Types	Budget	Budget	Variance
	2011/2012 \$'000	2012/2013 \$'000	\$'000
Rates - General	2,113	2,198	85
Grants and Subsidies	3,784	3,571	(213)
Fees and Charges	423	391	(32)
Contributions and Reimbursements	203	285	82
Interest Earned	138	116	(22)
Other Revenue	4	68	64
Total Operating Revenue	6,665	6,629	(36)
Net Gain on Sale of Assets	15	9	(6)



4.2 Operating Expenditure

Expenditure Types	Budget	Budget	Variance
	2011/12	2012/13	
	\$'000	\$'000	\$'000
Employee Costs	1,644	1,803	159
Materials and Contracts	1,162	1,608	446
Utilities	109	144	35
Depreciation	963	1,005	42
Interest Expenses	17	14	(3)
Insurance	142	169	27
Other expenses	127	0	(127)
Total Operating Expenditure	4,164	4,743	579



5. ANALYSIS OF BUDGETED CASH POSITION

This section analyses the expected cash flows from the operating, investing and financing activities of Council for the 2012/2013 Financial Year. Budgeting cash flows for Council is a key factor in setting the level of rates and providing a guide to the level of Capital Expenditure that can be sustained with or without using existing cash reserves.

The analysis is based on three main categories of cash flows:

- **Operating Activities** - Refers to the cash generated or used in the normal service delivery functions of Council. Cash remaining after paying for the provision of services to the community may be available for investment in capital works, or repayment of debt.
- **Investing Activities** - Refers to cash generated or used in the enhancement or creation of infrastructure and other assets. These activities also include the acquisition and sale of other assets such as vehicles, property and equipment.
- **Financing Activities** - Refers to cash generated or used in the financing of Council functions, and include borrowings from financial institutions and advancing of repayable loans to other organisations. These activities also include repayment of the principal component of loan repayments for the year.

5.1 Budgeted Cash Flow Statement

	Budget 2011/2012 \$'000	Budget 2012/2013 \$'000	Variance \$'000
Cash Flows from Operating Activities			
<i>Receipts</i>			
Rates - General	2,113	2,198	85
Grants and Subsidies	3,784	3,572	(212)
Fees and Charges	423	383	(40)
Contributions and Reimbursements	276	285	9
Interest Earned	138	116	(22)
Other Revenue	4	67	63
	6,738	6,621	(117)
<i>Payments</i>			
Employee Costs	(1,644)	(1,803)	(159)
Materials and Contracts	(1,238)	(1,786)	(548)
Utilities	(109)	(144)	(35)
Interest Expenses	(17)	(15)	2
Insurance	(142)	(169)	(27)
Other Expenses	(127)	0	127
	(3,277)	(3,917)	(640)
Net Cash Provided by Operating Activities	3,461	2,704	(757)
Cash Flows from Investing Activities			
Proceeds from Sales of Property, Plant, Equip	207	288	81
Repayment of Loans and Advances	0	10	10
Deposits	0	0	0
Payments for Property, Plant and Equipment	(5,491)	(7,113)	(1,622)
Net Cash Used in Investing Activities	(5,284)	(6,815)	(1,531)
Cash Flows from Financing Activities			
Finance Costs	0	0	0
Proceeds from Borrowings	0	1,000	1,000
Repayment of Borrowings	(36)	(38)	(2)
Net Cash Used in Financing Activities	566	962	998
Net Decrease in Cash and Cash Equivalents	(1,859)	(3,149)	(1,290)
Cash and Cash Equivalents at Beginning of the Year	3,232	4,719	1,487
Cash and Cash Equivalents at End of Year	1,373	1,570	197

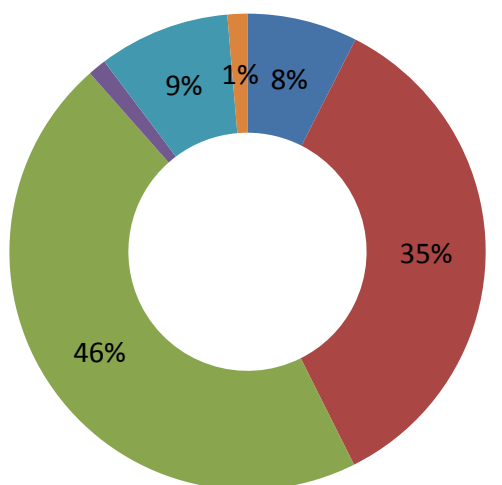
6. ANALYSIS OF CAPITAL BUDGET

This section analyses the planned Capital Expenditure Budget for the 2012/2013 Financial Year, and the sources of funding for the Capital Budget.

6.1 Capital Works

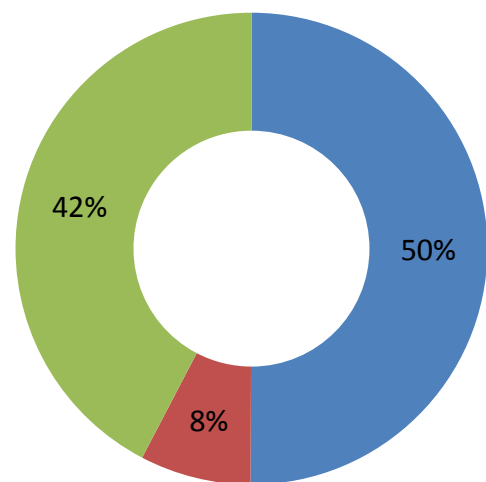
Capital Works Areas	2011/2012 \$'000	2012/2013 \$'000	\$'000
New works			
Land and Buildings	1,120	533	(587)
Infrastructure Roads	1,558	2,498	940
Infrastructure Recreation Facilities	2,104	3,263	1159
Infrastructure Other	140	89	(51)
Plant and Equipment	488	634	146
Furniture and Equipment	81	96	15
Total New Works	5,491	7,113	1,622
Total Capital Works	5,491	7,113	1,622
Represented by:			
Asset Renewal	2,209	3,561	1,352
New Assets	1,179	541	(638)
Asset Expansion	2,103	3,011	908
Total Capital Works	5,491	7,113	1,622

**Budgeted New Capital Works
2012/2013**



- Land and Buildings
- Infrastructure Roads
- Infrastructure Recreation Facilities
- Infrastructure Other
- Plant and Equipment

**Budgeted Total Capital Works
2012-2013**



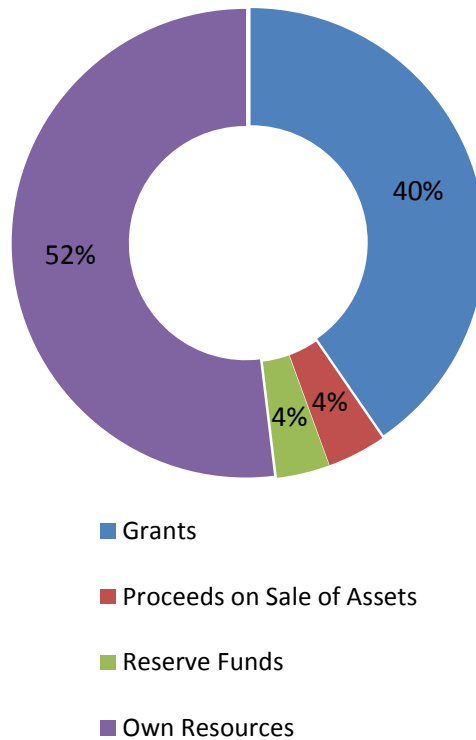
- Asset Renewal
- New Assets
- Asset Expansion

Source: Capital Works Program

6.2 Funding Sources

Sources of funding	Budget 2011/2012 \$'000	Budget 2012/2013 \$'000	Variance \$'000
New Works			
<i>External</i>			
Grants - Capital	2,871	2,873	2
Proceeds on Sale of Assets	207	288	81
	3,078	3,161	83
<i>Internal</i>			
Reserve Funds	798	260	(538)
Own Resources (Inc Loans)	1,615	3,692	2,077
	2,413	3,952	1,539
Total New Works	5,491	7,113	1,622
Total Funding Sources	5,491	7,113	1,622

Budgeted Total Funding Sources 2012/2013



Source: Statutory Annual Budget

7. RATING STRATEGY

This section considers the Council's rating strategy, including strategy development and assumptions underlying the current year rate increase and rating structure.

7.1 Strategy Development

In developing the Plan for the Future, rates and charges were identified as an important source of revenue, accounting for 33.4% of the total revenue received by Council annually. Planning for future rate increases has therefore been an important component of the planning process.

However, it has also been necessary to balance the importance of rate revenue as a funding source with community sensitivity to increases. The following table shows rate increases over the last five years.

Year	Rate Increases
2008/2009	8.00%
2009/2010	3.00%
2010/2011	3.00%
2011/2012	4.00%
2012/2013	4.00%
Average Increase	4.40%

7.2 Current Year Rate Increase

In order to maintain service levels and a strong Capital Expenditure program, general rates will increase by a modest 4.0% in 2012/2013, raising a total revenue of \$2.2 million.

Year	Rate Increase %	Total Rates Raised \$'000
2008/2009	8.00%	1,892
2009/2010	3.00%	1,956
2010/2011	3.00%	2,021
2011/2012	4.00%	2,113
2012/2013	4.00%	2,198

7.3 Rating Structure

Council has established a rating structure which is comprised of the following elements:

- Gross Rental Values.
- Unimproved Values.
- Minimum Rate.

Striking a proper balance between these elements provides equity in the distribution of the rate burden across residents.

7.4 General Revaluation of Properties

During the 2011/2012 Financial Year, a revaluation of all rural properties within the municipality was carried out, and will apply from 1 July 2012 for the 2012/2013 Financial Year. The outcome of the general revaluation has seen no significant change in property valuations throughout the municipality, reflecting the depressed state of the market for properties across all size ranges.

Unimproved Valuations

The outcome of the general revaluation has seen no significant change in property valuations throughout the municipality, reflecting the depressed state of the market for properties across all size ranges.

Gross Rental Values

The outcome of the general revaluation is detailed below:

Description	% Inc/Dec	Agg Values	% of Total
Residential	+51.15%	\$4,923,992	86.33%
Commercial	+54.85%	\$ 3,213	5.63%
Industrial	+56.32%	\$ 84,514	1.48%
Vacant Land	+59.08%	\$ 331,600	5.81%
Miscellaneous	+202.92%	\$ 36,350	0.64%
Farming	+78.57%	\$ 6,250	0.11%
Total	+52.39%	\$5,703,957	100.00%

8. OTHER STRATEGIES

This section sets out the strategies that have been taken into account when the Council formulates its Plan for the Future and Annual Budget.

8.1 Borrowings

Borrowings were identified as an important funding source for Capital Works programs. In the past, Council has borrowed to finance infrastructure projects. No borrowings have been included as a funding source for initiatives incorporated in the Plan for the Future and Annual Budget. This will result in a reduction in debt servicing costs. Reserves will be used as an alternate funding source to maintain the Capital Works programs.

For the 2012/2013 Financial Year, Council has decided to borrow \$1,000,000 for the construction of the recreational facilities. Repayments of the loan to commence in 2013/2014, making loan repayments of \$38,081.00, with the balance of the borrowings estimated as at 30 June 2013, to be \$1,208,251.00.

Year	New Borrowings \$'000	Principal Paid \$'000	Interest Paid \$'000	Balance 30 June \$'000
2008/2009	0	46	23	348
2009/2010	0	32	21	316
2010/2011	0	34	19	282
2011/2012	0	36	17	246
2012/2013	1,000	38	14	1,208

8.2 Infrastructure

Council will complete the Asset Management Plan for Building and Structures, and is in the process of completing the Asset Management Plan for Roads. These Plans set out the Capital Expenditure requirements of the Council for the future by class of asset, and will be a key input to the long term financial plan. The Plans predict infrastructure consumption, renewal needs, and consider infrastructure needs to meet future community service expectations.

8.3 Business Plan - Independent Living Units.

Stage One of the development is now complete, and the Shire is currently marketing the units to local residents.

8.4 Forward Capital Works Plan

The Shire of Beverley in 2010/2011 prepared a Forward Capital Works Plan which details the Shire's investment in Capital Infrastructure for the next five years.

The Shire's objective in preparing the Plan was to identify:

1. Key infrastructure projects that will benefit its community;
2. The cost of the projects in today's dollars and affordability;
3. Potential sources of revenue available to the Shire to fund the infrastructure projects; and
4. Whole of life costs for the term of the Plan, such as future operational and maintenance costs, to determine whether the Shire can afford to provide and operate the infrastructure projects.

The Forward Capital Works Plan was reviewed in December 2011, and forms the basis of this Annual Budget.

8.5 Beverley Oval and Recreation Centre Feasibility Study

The Shire of Beverley appointed CCS Strategic in 2010 to prepare a needs assessment and feasibility study for the development of the Shire's recreation precinct. The development of the facilities are as follows:

1. Demolition of existing change rooms and the construction of new, to include men's and ladies change room areas, an umpires room, and first aid facilities;
2. Modification and refurbishment of existing function areas;
3. Construction of a separate kitchen and drinks service areas;
4. Construction of multi purpose area for meeting room and crèche facilities; and
5. Construction of a facilities room.

The proposed funding for the development of the sporting complex is as follows:

Own Resources	\$ 77,797
Loan Funds	\$1,000,000
Department of Sport and Recreation (CSRFF)	\$ 576,655
Royalties for Regions (CLGF - Individual) 2010/2011	\$ 381,821
Royalties for Regions (CLGF - Individual) 2011/2012	\$ 250,000
Royalties for Regions (CLGF - Regional) 2011/2012	\$ 905,977
Total	<u>\$3,192,250</u>

STATUTORY BUDGET FOR THE YEAR 2012-2013



This page intentionally left blank.

STATUTORY ANNUAL BUDGET

Budgeted information includes the following:

• Budget - Comprehensive Income Statement	29
• Budget - Financial Activity Statement	30
• Budget - Rate Setting Statement	31
• Budget - Statement of Rating Information	32
• Budget - Statement of Cash Flows	33

Notes to and Forming Part of the Annual Budget 35

1. Significant Accounting Policies	37
2. Operating Revenues and Expenses	44
3. Description of Functions and Activities	44
4. Operating Revenues and Expenses	45
5. Cash and Cash Equivalents	45
6. Disposal of Assets	46
7. Borrowing Information	46
8. Reserves	47
9. Cash Flow Information	50
10. Trust Fund Information	51
11. Comparison with Rate Setting Statement	51
12. Rating Information	52
13. Service Charges	52
14. Information about Discounts, Incentives, Concessions and Write Offs	52
15. Interest Charges for the Late Payment of Rate Charges	53
16. Fees and Charges Information	53
17. Investments	54
18. Council Members - Fees, Expenses and Allowances	54
19. Depreciation of Non Current Assets	54
20. Major Land Transactions	55
21. Joint Venture	55
22. Trading Undertakings	55
23. Capital and Leasing Commitments	55
24. Financial Instruments	55
25. Position at Commencement of Financial Year	56

Schedule of Fees and Charges 57

Budget Details	67
Capital Works Program	125

This page intentionally left blank.

BUDGET COMPREHENSIVE INCOME STATEMENT FOR THE YEAR ENDING 30 JUNE 2013

2011/2012			2011/2012	2012/2013
ADOPTED BUDGET		NOTES	ACTUAL	ADOPTED BUDGET
\$	EXPENDITURE	1,2,3,4	\$	\$
(56,547)	General Purpose Funding		(44,701)	(45,087)
(258,690)	Governance		(219,813)	(291,037)
(204,382)	Law, Order, Public Safety		(168,545)	(189,946)
(114,112)	Health		(77,571)	(120,177)
(45,147)	Education and Welfare		(39,913)	(92,715)
(217,380)	Housing		(194,956)	(210,522)
(481,253)	Community Amenities		(416,145)	(535,542)
(826,857)	Recreation and Culture		(1,026,458)	(839,118)
(1,370,914)	Transport		(2,389,150)	(1,653,156)
(311,431)	Economic Services		(387,871)	(478,943)
(276,908)	Other Property and Services		(107,404)	(288,413)
(4,163,621)			(5,072,528)	(4,744,656)
	REVENUE	1,2,3,4		
3,396,053	General Purpose Funding		3,870,572	3,366,346
6,000	Governance		1,774	29,900
206,188	Law, Order, Public Safety		172,735	149,497
0	Health		608	500
0	Education and Welfare		5,877	6,500
77,440	Housing		72,882	81,514
124,970	Community Amenities		116,794	122,425
1,960,831	Recreation and Culture		1,375,927	1,107,833
751,155	Transport		2,145,517	1,497,627
90,000	Economic Services		228,821	214,400
52,765	Other Property & Services		71,966	52,000
6,665,402			8,063,472	6,628,542
2,501,781	<i>Increase(Decrease)</i>		2,990,943	1,883,886
	DISPOSAL OF ASSETS	6		
15,350	Plant and Equipment		70,082	9,043
15,350	<i>Gain (Loss) on Disposal</i>		70,082	9,043
	ABNORMAL ITEMS			
1	Rounding		0	0
1	<i>Total Abnormal Items</i>		0	0
2,517,132	TOTAL COMPREHENSIVE INCOME		3,061,025	1,892,929

BUDGET RATE SETTING STATEMENT FOR THE YEAR ENDING 30 JUNE 2013

2011/2012 ADOPTED BUDGET		NOTES	2011/2012 ACTUAL	2012/2013 ADOPTED BUDGET
	OPERATING REVENUE	1,2,3,4		
1,282,876	General Purpose Funding		1,751,625	1,168,642
6,000	Governance		1,774	29,900
206,188	Law, Order Public Safety		172,735	149,497
0	Health		608	500
0	Education and Welfare		5,877	6,500
77,440	Housing		72,882	81,514
124,970	Community Amenities		116,794	122,425
1,960,831	Recreation and Culture		1,375,927	1,107,833
751,155	Transport		2,145,517	1,497,627
90,000	Economic Services		228,821	214,400
52,765	Other Property and Services		71,966	52,000
\$4,552,225			\$5,944,525	\$4,430,838
	LESS OPERATING EXPENDITURE	1,2,3,4		
(56,547)	General Purpose Funding		(44,701)	(45,087)
(258,690)	Governance		(219,813)	(291,037)
(204,382)	Law, Order, Public Safety		(168,545)	(189,946)
(114,112)	Health		(77,571)	(120,177)
(45,147)	Education and Welfare		(39,913)	(92,715)
(217,380)	Housing		(194,956)	(210,522)
(481,253)	Community Amenities		(416,145)	(535,542)
(826,857)	Recreation and Culture		(1,026,458)	(839,118)
(1,370,914)	Transport		(2,389,150)	(1,653,156)
(311,431)	Economic Services		(387,871)	(478,943)
(276,908)	Other Property & Services		(107,404)	(288,413)
(\$4,163,621)			(5,072,528)	(4,744,656)
\$388,604	<i>Increase(Decrease)</i>		\$871,996	(\$313,818)
	ADD			
0	Provisions Employee Entitlements Accrued		(4,294)	0
10,014	Principal Repayment Received -Loans	7	10,014	10,590
15,350	Profit/ Loss on the disposal of assets	6	70,082	9,043
963,103	Depreciation Written Back	19	1,005,872	1,005,872
191,150	Book Value of Assets Sold Written Back	6	37,080	278,957
\$1,179,617			\$1,118,754	\$1,304,462
\$1,568,221	<i>Sub Total</i>		\$1,990,750	\$990,644
	LESS CAPITAL PROGRAMME			
0	Purchase Tools		0	0
(1,120,500)	Purchase Land & Buildings		(810,669)	(533,072)
(1,557,972)	Infrastructure Assets - Roads		(1,610,522)	(2,497,841)
(2,103,500)	Infrastructure Assets - Recreation Facilities		(266,705)	(3,262,997)
(140,000)	Infrastructure Assets - Other		(4,229)	(89,414)
(488,000)	Purchase Plant and Equipment		(284,202)	(634,200)
(81,000)	Purchase Furniture and Equipment		(9,461)	(96,000)
(35,872)	Repayment of Debt - Loan Principal	7	(35,873)	(38,081)
(241,293)	Transfer to Reserves	8	(317,613)	(55,274)
(\$5,768,137)			(\$3,339,274)	(\$7,206,879)
1	Plus Rounding		1	0
\$1			\$1	\$0
(\$4,199,915)	<i>Sub Total</i>		(\$1,348,523)	(\$6,216,235)
	LESS FUNDING FROM			
0	Loans	7	0	1,000,000
798,000	Reserves	8	699,885	260,000
1,288,738	Opening Funds	25	1,288,222	2,758,531
0	Closing Funds	25	(2,758,531)	0
2,086,738			(770,424)	4,018,531
(\$2,113,177)	TO BE MADE UP FROM RATES		(\$2,118,947)	(\$2,197,704)

**STATEMENT OF RATING INFORMATION
AS AT 30 JUNE 2013**

	PREVIOUS YEARS ACTUAL 2011/12										CURRENT YEARS ESTIMATE 2012/13									
	GENERAL RATE					MINIMUM RATE					GENERAL RATE					MINIMUM RATE				
	No. of Prop.	Rateable value \$	U.V. Rate in \$	Rate Yield \$	TOTAL \$	No.	Rateable value \$	Min. Rate \$	Yield \$	TOTAL \$	No. of Prop.	Rateable value \$	GRV & U.V. Rate in \$	Rate Yield \$	TOTAL \$	No.	Rateable value \$	Min. Rate \$	Yield \$	TOTAL \$
General Rate GRV	493	3,412,840	0.134099	457,738	564,808	166	311,559	645.00	107,070	564,808	501	5,241,055	0.09165200	480,353	1,171,227	160	467,220	670.00	107,200	587,553
General Rate UV - Rural	645	251,472,500	0.006718	1,689,492	1,717,227	43	1,833,300	645.00	27,735	1,717,227	664	253,104,000	0.00692761	1,753,406	1,645,800	48	1,645,800	670.00	32,160	1,785,566
General Rate UV - Mt Kokeby & Mawson	3	405,000	0.006718	2,721	7,881	8	360,500	645.00	5,160	7,881	3	395,000	0.00692761	2,736	8,766	9	412,500	670.00	6,030	8,766
General Rate UV - Mining	0		0.006718	0	7,095	11	186,675	645.00	7,095	7,095	0	0	0.00692761	0	0	12	179,705	670.00	8,040	8,040
SUB TOTAL GENERAL RATE	1,141	255,290,340		2,149,951	2,297,011	228	2,692,034		147,060	2,297,011	1,168	258,740,055		2,236,495	2,297,011	229	2,705,225		153,430	2,389,925
Discount Allowed Rounding					(178,064)					(178,064)										(192,221)
SUB TOTAL		0		0	(178,064)		0		0	(178,064)		0		0	0		0		0	(192,221)
GRAND TOTAL	1,141	255,290,340		2,149,951	2,118,947	228	2,692,034		147,060	2,118,947	1,168	258,740,055		2,236,495	2,236,495	229	2,705,225		153,430	2,197,704

NOTE: (1) THE OBJECT AND REASON FOR GENERAL AND MINIMUM RATE

Council has imposed a general rate of 0.091652 GRV and 0.00692761 UV and a minimum rate of \$670.00 pa, as Council perceives it to be a "reasonable" minimum level of rates which all ratepayers in its district should pay. The minimum rate reflects the basic cost incurred by the Council in servicing each lot or dwelling in its district.

(2) RATES LEVIED IF NO MINIMUM RATE OF \$670 PA WAS IMPOSED

Total GRV & U.V. Applicable to Properties that Minimum rate applies	X	General Rate in Dollar	=	Rates Levied on Properties that the Minimum Rate Applies
5,708,275	X	\$0.091652	=	\$ 523,175
255,737,005	X	\$0.00692761	=	\$ 1,771,646
				\$ 2,294,821

BUDGET STATEMENT OF CASH FLOWS FOR THE YEAR ENDING 30 JUNE 2013

2011/2012 ADOPTED BUDGET		NOTES	2011/2012 ACTUAL	2012/2013 ADOPTED BUDGET
	Cash Flows from Operating Activities			
	EXPENDITURE			
(1,643,633)	Employee Costs		(1,664,630)	(1,803,014)
(1,238,372)	Materials & Contracts		(1,964,286)	(1,785,508)
(108,817)	Utilities		(164,071)	(144,315)
(142,545)	Insurance		(123,230)	(169,101)
(16,765)	Interest Expenses		(16,889)	(14,557)
(126,903)	Other		0	
(\$3,277,035)			(\$3,933,106)	(\$3,916,495)
	REVENUE			
2,113,177	Rates		2,030,173	2,197,704
276,575	Contributions and Donations Reimbursements		1,892,977	284,509
422,829	Fees and Charges		390,147	383,393
138,300	Interest Received		182,269	115,804
3,515	Other		55,146	67,750
\$2,954,396			\$4,550,712	\$3,049,160
(\$322,639)	Net Cash flows from Operating Activities	9	\$617,606	(\$867,335)
	Cash Flows from Investing Activities			
	Payments			
0	Purchase Tools			
(1,120,500)	Purchase Land and Buildings		(810,669)	(533,072)
(1,557,972)	Purchase Infrastructure Assets- Roads		(1,610,522)	(2,497,841)
(2,103,500)	Purchase Infrastructure Assets - Recreational Facilities		(266,705)	(3,262,997)
(140,000)	Purchase Infrastructure Assets - Other		(4,229)	(89,414)
(488,000)	Purchase Plant and Equipment		(284,202)	(634,200)
(81,000)	Purchase Furniture and Equipment		(9,461)	(96,000)
(5,490,972)			(2,985,788)	(7,113,524)
	Receipts			
0	Disposal of Land		0	0
0	Disposal of Furniture and Equipment		0	0
206,500	Disposal of Plant and Equipment	6	107,162	288,000
-	Contributions from Other Parties		-	-
206,500			107,162	288,000
(\$5,284,472)	Net cash Flows from Investing Activities		(\$2,878,626)	(\$6,825,524)
	Cash Flows from Financing Activities			
(35,872)	Loan Repayments -Principal	7	(35,873)	(38,081)
0	Loan Borrowings		0	1,000,000
0	Principal Repayments Received		10,014	10,590
(\$35,872)	Net Cash Flows from Financing Activities		(\$25,859)	\$972,509
	Cash Flows from Government			
	Receipts from Appropriate Grants			
913,999	Recurrent		1,457,565	698,306
2,870,593	Capital		2,316,383	2,873,476
\$3,784,592	Net Cash Provided By Government		\$3,773,948	\$3,571,782
(\$1,858,391)	Net (Decrease)/Increase in Cash Held		\$1,487,069	(\$3,148,568)
3,231,474	Cash at the Beginning of Reporting Period	25	3,231,474	4,718,543
14	Rounding		0	-2
\$1,373,097	Cash at the End of Reporting Period	5	\$4,718,543	\$1,569,973

This page intentionally left blank.

NOTES TO AND FORMING PART OF THE ANNUAL BUDGET



This page intentionally left blank.

**Notes to and Forming Part of the Annual Budget
for the Year Ending 30 June 2013**

1. SIGNIFICANT ACCOUNTING POLICIES

The significant accounting policies which have been adopted in the preparation of this Annual Budget are:

(a) Basis of Preparation

The Annual Budget has been prepared in accordance with the applicable Australian Accounting Standards (as they apply to local governments and not for profit entities), other mandatory professional reporting requirements and the Local Government Act 1995 (as amended) and accompanying Regulations.

The accounting policies have been consistently applied, unless otherwise stated.

Critical Accounting Estimates

The preparation of an Annual Budget in conformity with Australian Accounting Standards requires management to make judgements, estimates and assumptions that affect the application of policies and reported amounts of assets and liabilities, income and expenses.

The estimates and associated assumptions are based on historical experience and various other factors that are believed to be reasonable under the circumstances. The results of this experience and other factors combine to form the basis of making judgements about carrying values of assets and liabilities not readily apparent from other sources. Actual results may differ from these estimates.

(b) The Local Government Reporting Entity

All funds through which the Council controls resources to carry on its functions have been included in the Annual Budget.

In the process of reporting on the local government as a single unit, all transactions and balances between those funds (for example, loans and transfers between Funds), have been eliminated.

All monies held in the Trust Fund are excluded from the Annual Budget, but a separate Budget of those appears at Note 10.

(c) Goods and Services Tax

In accordance with recommended practice, revenues, expenses and assets capitalised, are stated net of any GST recoverable. Receivables and payables in the Statement of Financial Position are stated inclusive of applicable GST.

(d) Cash and Cash Equivalents

Cash and cash equivalents in the balance sheet comprise cash at bank and in hand, and short term deposits with an original maturity of three months or less that are readily convertible to known amounts of cash, and which are subject to an insignificant risk of changes in value.

For the purposes of the Cash Flow Statement, cash and cash equivalents consist of cash and cash equivalents as defined above, net of outstanding bank overdrafts. Bank overdrafts are included as short term borrowings in current liabilities on the balance sheet.

(e) Trade and Other Receivables

Trade receivables, which generally have 30-90 day terms, are recognised initially at fair value and subsequently measured at amortised cost using the effective interest rate method, less any allowance for uncollectible amounts.

Collectability of trade receivables is reviewed on an ongoing basis. Debts that are known to be uncollectible are written off when identified. An allowance for doubtful debts is raised when there is objective evidence that they will not be collectible.

(f) **Inventories**

General

Inventories are valued at the lower of cost and net realisable value. Net realisable value is the estimated selling price in the ordinary course of business, less the estimated costs of completion and the estimated costs necessary to make the sale.

Inventories held from trading are classified as current, even if not expected to be realised in the next 12 months.

Land Held for Resale

Land purchased for development and/or resale is valued at the lower of cost and net realisable value. Cost includes the cost of acquisition, development, and interest incurred on the financing of that land during its development. Interest and holding charges incurred after development is complete are recognised as expenses.

Revenue arising from the sale of property is recognised in the income statement as at the time of signing a binding contract of sale.

Land held for resale is classified as current, except where it is held as non current based on Council's intention to release for sale.

(g) **Fixed Assets**

Initial Recognition

All assets are initially recognised at cost. Cost is determined as the fair value of the assets given as consideration plus costs incidental to the acquisition. For assets acquired at no cost or for nominal consideration, cost is determined as fair value at the date of acquisition. The cost of non current assets constructed, includes the cost of all materials, direct labour and variable and fixed overheads.

Revaluation

Certain asset classes may be re-valued on a regular basis, such that the carrying values are not materially different from fair value. For infrastructure and other asset classes where no active market exists, fair value is determined to be the current replacement cost of an asset, less where applicable, accumulated depreciation calculated on a basis to reflect the already consumed or expired future economic benefits.

Those assets carried at a re-valued amount, being their fair value at the date of re-valuation less any subsequent accumulated depreciation and accumulated impairment losses, are to be re-valued with sufficient regularity to ensure the carrying amount does not differ significantly from that determined using fair value at reporting date.

Land Under Roads

In Western Australia, all land under roads in Crown Land, the responsibility for managing which, is vested in the local government.

Effective as at 1 July 2008, Council is not to recognise any value for land under roads acquired on or before 30 June 2008. This accords with the treatment available in Australian Accounting Standard AASB1051 'Land Under Roads', and the fact that Local Government (Financial Management) Regulation 16(a)(i) prohibits local governments from recognising such land as an asset.

In respect of land under roads acquired on or after 1 July 2008, as detailed above, Local Government (Financial Management) Regulation 16(a)(i) prohibits local government from recognising such land as an asset.

Whilst this treatment is inconsistent with the requirements of AASB1051, Local Government (Financial Management) Regulation 4(2) provides, in the event of such inconsistency, the Local Government (Financial Management) Regulations prevail.

Consequently, any land under roads acquired on or after 1 July 2008 is not included as an asset of the Council.

(h) Depreciation of Non Current Assets

All non current assets having a limited useful life are separately and systematically depreciated over their useful lives in a manner which reflects the consumption of the future economic benefits embodied in those assets.

Depreciation is recognised on a straight line basis, using rates which are reviewed each reporting period. Major depreciation periods are:

Buildings	30 to 50 Years	
Furniture and Equipment	4 to 10 Years	
Plant and Equipment	5 to 15 Years	
Sealed Roads and Streets		
• Clearing and Earthworks	Not Depreciated	
• Construction/Road Base	40 Years	
• Original Surfacing and Major Resurfacing - Bituminous Seals	15 Years	
• Gravel Roads		
	- Clearing and Earthworks	Not Depreciated
	- Construction/Road Base	40 Years
	- Gravel Sheet	20 Years
Formed Roads (Unsealed)		
	- Clearing and Earthworks	No Depreciated
	- Construction/Road Base	40 Years
Footpaths - Slab	20 Years	

(i) Investments and Other Financial Assets

Classification

Council classifies its investments in the following categories: financial assets at fair value through profit or loss; loans and receivables; held to maturity investments; and available for sale financial assets. The classification depends on the purpose for which the investments were acquired. Management determines the classification of its investments at initial recognition, and in the case of assets classified as held to maturity, re-evaluates this designation at each reporting date.

(i) Financial Assets at Fair Value Through Profit and Loss

Financial assets at fair value through profit or loss are financial assets held for trading. A financial asset is classified in this category if acquired principally for the purpose of selling in the short term. Derivatives are classified as held for trading unless they are designated as hedges. Assets in this category are classified as current assets.

(ii) Loans and Receivables

Loans and receivables are non derivative financial assets with fixed or determinable payments that are not quoted in an active market. They are included in current assets, except for those with maturities greater than 12 months after the balance sheet date which are classified as non current assets. Loans and receivables are included in trade and other receivables in the balance sheet.

(iii) Held to Maturity Investments

Held to maturity investments are non derivative financial assets with fixed or determinable payments and fixed maturities that the Council's management has the positive intention and ability to hold to maturity. If Council were to sell other than an insignificant amount of held to maturity financial assets, the whole category would be tainted and reclassified as available for sale. Held to maturity financial assets are included in non current assets, except for those with maturities less than 12 months from the reporting date, which are classified as current assets.

(iv) Available for Sale Financial Assets

Available for sale financial assets, comprising principally marketable equity securities, are non derivatives that are either designated in this category or not classified in any of the other categories. They are included in non current assets unless management intends to dispose of the investment within 12 months of the balance sheet date. Investments are designated as available for sale if they do not have fixed maturities and fixed or determinable payments and management intends to hold them for the medium to long term.

Recognition and De-recognition

Regular purchases and sales of financial assets are recognised on trade date, the date on which Council commits to purchase or sell the asset. Investments are initially recognised at fair value plus transaction costs for all financial assets not carried at fair value through profit or loss. Financial assets carried at fair value through profit or loss are initially recognised at fair value and transaction costs are expensed in the income statement. Financial assets are de-recognised when the rights to receive cash flows from the financial assets have expired or have been transferred and Council has transferred substantially all the risks and rewards of ownership.

When securities classified as available for sale are sold, the accumulated fair value adjustments recognised in equity are included in the income statement as gains and losses from investment securities.

Subsequent Measurement

Loans and receivables and held to maturity investments are carried at amortised cost using the effective interest method.

Available for sale financial assets, and financial assets at fair value through profit and loss, are subsequently carried at fair value. Gains or losses arising from changes in the fair value of the financial assets at fair value through profit or loss category are presented in the income statement within other income or other expenses in the period in which they arise. Dividend income from financial assets at fair value through profit and loss is recognised in the income statement as part of revenue from continuing operations when Council's right to receive payments is established. Changes in the fair value of other monetary and non monetary securities classified as available for sale are recognised in equity.

Impairment

Council assesses at each balance date whether there is objective evidence that a financial asset or group of financial assets is impaired. In the case of equity securities classified as available for sale, a significant or prolonged decline in the fair value of a security below its cost is considered as an indicator that the securities are impaired. If any such evidence exists for available for sale financial assets, the cumulative loss measured as the difference between the acquisition cost and the current fair value, less any impairment loss on that financial asset previously recognised in profit or loss, is removed from equity and recognised in the income statement. Impairment losses recognised in the income statement on equity instruments classified as available for sale are not reversed through the income statement.

(j) Estimation of Fair Value

The fair value of financial assets and financial liabilities must be estimated for recognition and measurement, or for disclosure purposes.

The fair value of financial instruments traded in active markets is based on quoted market prices at the balance sheet date.

The fair value of financial instruments that are not traded in an active market is determined using valuation techniques. Council uses a variety of methods and makes assumptions that are based on market conditions existing at each balance date. These include the use of recent arm's length transactions, reference to other instruments that are substantially the same, discounted cash flow analysis, and option pricing models making maximum use of market inputs and relying as little as possible on entity specific inputs.

Quoted market prices or dealer quotes for similar instruments are used for long term debt instruments held. Other techniques, such as estimated discounted cash flows, are used to determine fair value for the remaining financial instruments.

The nominal value, less estimated credit adjustments of trade receivables and payables, are assumed to approximate their fair values. The fair value of financial liabilities for disclosure purposes is estimated by discounting the future contractual cash flows at the current market interest rate that is available to the Council for similar financial instruments.

(k) Impairment

In accordance with Australian accounting standards, the Council's assets, other than inventories, are assessed at each reporting date to determine whether there is any indication they may be impaired.

Where such an indication exists, an estimate of the recoverable amount of the asset is made in accordance with AASB136 'Impairment of Assets', and appropriate adjustments made.

An impairment loss is recognised whenever the carrying amount of an asset or its cash generating unit exceeds its recoverable amount. Impairment losses are recognised in the income statement.

For non cash generating assets such as roads, drains, public buildings, and the like, value in use is represented by the depreciated replacement cost of the asset.

(l) Trade and other Payables

Trade and other payables are carried at amortised cost. They represent liabilities for goods and services provided to the municipality prior to the end of the financial year that are unpaid and arise when the municipality becomes obliged to make future payments in respect of the purchase of these goods and services. The amounts are unsecured and are usually paid within 30 days or recognition.

(m) Employee Benefits

The provisions for employee benefits relates to amounts expected to be paid for long service leave, annual leave, wages and salaries, and are calculated as follows:

(i) Wages, Salaries, Annual Leave and Long Service Leave (Short Term Benefits)

The provision for employees' benefits to wages, salaries, annual leave and long service leave expected to be settled within 12 months, represents the amount the municipality has a present obligation to pay resulting from employees services provided to balance date. The provision has been calculated at nominal amounts based on remuneration rates the Council expects to pay and includes related on costs.

(ii) Long Service Leave (Long Term Benefits)

The liability for long service leave is recognised in the provision for employee benefits and measured as the present value of expected future payments to be made in respect of services provided by employees up to the reporting date using the projected unit credit method. Consideration is given to expected future wage and salary levels, experience of employee departures, and periods of service. Expected future payments are discounted using market yields at the reporting date on national government bonds with terms to maturity and currency that match as closely as possible, the estimated future cash outflows. Where Council does not have the unconditional right to defer settlement beyond 12 months, the liability is recognised as a current liability.

(n) Interest Bearing Loans and Borrowings

All loans and borrowings are initially recognised at the fair value of the consideration received less directly attributable transaction costs.

After initial recognition, interest bearing loans and borrowings are subsequently measured at amortised cost using the effective interest method. Fees paid on the establishment of loan facilities that are yield related are included as part of the carrying amount of the loans and borrowings.

Borrowings are classified as current liabilities unless the Council has an unconditional right to defer settlement of the liability for at least 12 months after the balance sheet date.

Borrowing Costs

Borrowing costs are recognised as an expense when incurred, except where they are directly attributable to the acquisition, construction, or production of a qualifying asset. Where this is the case, they are capitalised as part of the cost of the particular asset.

(o) Provisions

Provisions are recognised when: the Council has a present legal or constructive obligation as a result of past events; it is more likely than not that an outflow of resources will be required to settle the obligation; and the amount has been reliably estimated. Provisions are not recognised for future operating losses.

Where there are a number of similar obligations, the likelihood that an outflow will be required in settlement is determined by considering the class of obligations as a whole. A provision is recognised even if the likelihood of an outflow with respect to any one item included in the same class of obligations may be small.

(p) Leases

Leases of fixed assets, where substantially all the risks and benefits incidental to the ownership of the asset, but not legal ownership, are transferred to the company, are classified as finance leases. Finance leases are capitalised recording an asset and a liability equal to the present value of the minimum lease payments, including any guaranteed residual value. Leased assets are amortised over their estimated useful lives. Lease payments are allocated between the reduction of the lease liability and the lease interest expense for the period.

Lease payments under operating leases, where substantially all the risks and benefits remain with the lessor, are charged as expenses in the periods in which they are incurred.

(q) Joint Venture

The municipality's interest in a joint venture has been recognised in the Annual Budget by including its share of any assets, liabilities, revenues and expenses of the joint venture within the relevant items reported in the balance sheet and income statement. Information about the joint venture is set out in Note 21.

(r) Rates, Grants, Donations and Other Contributions

Rates, grants, donations, and other contributions are recognised as revenues when the local government obtains control over the assets comprising the contributions. Control over assets acquired from rates is obtained at the commencement of the rating period, or where earlier, upon receipt of the rates.

Where contributions recognised as revenues during the reporting period were obtained on the condition that they be expended in a particular manner, or used over a particular period, and those conditions were undischarged as at the reporting date, the nature of and amounts pertaining to those undischarged conditions are disclosed in Note 5(d). That note also discloses the amount of contributions recognised as revenues in a previous reporting period which were obtained in respect of the local government's operation for the current reporting period.

(s) Superannuation

The Shire of Beverley contributes to the Local Government Superannuation Scheme and the Occupational Superannuation Fund. Both funds are defined contribution schemes.

Contributions to defined contribution plans are recognised as an expense as they become payable. Prepaid contributions are recognised as an asset to the extent that a cash refund or a reduction in the future payments is available.

(t) Rounding Off Figures

All figures shown in this annual financial report, other than a rate in the dollar, are rounded to the nearest dollar.

(u) Comparative Figures

Where required, comparative figures have been adjusted to conform with changes in presentation for the current financial year.

(v) Current and Non Current Classification

In the determination of whether an asset or liability is current or non current, consideration is given to the time when each asset or liability is expected to be settled. The asset or liability is classified as current if it is expected to be settled within the next 12 months, being the Council's operational cycle. In the case of liabilities where Council does not have the unconditional right to defer settlement beyond 12 months, such as vested long service leave, the liability is classified as current, even if not expected to be settled within the next 12 months. Inventories held for trading are classified as current, even if not expected to be realised in the next 12 months, except for land held for resale where it is held as non current, based on Council's intentions to release for sale.

2. OPERATING, REVENUES AND EXPENSES

The Operating Revenue and Expenses as reported in the Annual Budget include:

Adopted Budget 2011/2012		Actual 2011/2012	Adopted Budget 2012/2013
\$		\$	\$
	Charging as Expenses		
963,105	Depreciation on Non-Current Assets	1,005,872	1,005,872
	Crediting as Income		
	Profit/(Loss) on Sale of Non-Current Assets		
0	Land	0	0
0	Buildings	0	0
15,350	Plant and Equipment	70,082	9,043
0	Furniture and Equipment		
15,350		70,082	9,043

3. DESCRIPTION OF FUNCTIONS/ACTIVITIES

The principal activities of Council for the local government of the Shire of Beverley covers the provisions of law, order, public safety services, education services, health services, welfare services, housing services, community amenities, recreation and cultural services, transport services, economic services, and other property services, as permitted under the Local Government Act or other written law.

Description of Programs

General Purpose Funding	-	Rates levied, interest on late payment of rates, general purpose grants, and interest received on investments.
Governance	-	Member of Council allowances and reimbursements, civic functions, election expenses, and administration expenses.
Law, Order, Public Safety	-	Supervision of various local laws, fire prevention and animal control.
Health	-	Environmental health, food control, pest control, immunisation services, and maintenance of maternal infant health clinics.
Education and Welfare	-	Pre schools and other education; care of families and children.
Housing	-	Aged persons residence and staff housing.
Community Amenities	-	Refuse collection services, landfill site operations, protection of the environment, administration of the Town Planning Scheme, and urban stormwater and drainage works.
Recreation and Culture	-	Maintenance of halls, swimming pool, reserves, libraries and other culture.
Transport	-	Maintenance of roads, drainage works, footpaths, street lighting, crossovers, verge maintenance, and street sweeping.
Economic Services	-	Weed control, area promotion, implementation of building controls, swimming pool inspections.
Other Property and Services	-	Private works, public works overheads, plant operations, materials, salaries and wages controls, and other unclassified activities.

4. OPERATING REVENUES AND EXPENSES

Operating expenses and revenues classified according to nature and type.

Adopted Budget 2011/2012		Actual 2011/2012	Adopted Budget 2012/2013
\$		\$	\$
	Operating Expenses		
1,643,633	Employee Costs	1,664,424	1,803,014
1,161,854	Materials and Contracts	2,248,963	1,607,797
108,817	Utility Charges (Gas, Electricity, Water, etc)	13,150	144,315
963,103	Depreciation on Non-Current Assets	1,005,872	1,005,872
0	Loss on Asset Disposals	9353	8,148
16,765	Interest Expenses	16,889	14,557
142,545	Insurance Expenses	123,230	169,101
126,903	Other Expenses	0	0
4,163,620	Agrees with Comprehensive Income Statement	5,081,881	4,752,804
	Operating Revenues		
2,113,177	Rates	2,131,227	2,197,704
1,116,988	Operating Grants, Subsidies and Contributions	2,988,300	982,815
2,870,593	Non - Operating Grants, Subsidies and Contributions	2,316,383	2,873,476
15,350	Profit on Asset Disposals	79,434	17,191
422,829	Fees and Charges	390,147	390,993
138,300	Interest Earnings	182,269	115,804
3,515	Other Revenue	55,146	67,750
6,680,752	Agrees with Comprehensive Income Statement	8,142,906	6,645,733
	Rounding		
(2,517,132)	Total Comprehensive Income	(3,061,025)	(1,892,929)

5. CASH AND CASH EQUIVALENTS

Adopted Budget 2011/2012		Actual 2011/2012	Adopted Budget 2012/2013
\$		\$	\$
300	Cash on Hand	300	300
(25,467)	Cash at Bank	4,718,243	201,700
1,398,264	Investments	0	1,367,973
1,373,097	Represented by:-	4,718,543	1,569,973
1,398,264	Restricted	2,810,981	1,367,973
(25,167)	Unrestricted	1,907,562	202,000
1,373,097		4,718,543	1,569,973
Adopted Budget 2011/2012		Actual 2011/2012	Adopted Budget 2012/2013
\$		\$	\$
1,398,264	(a) Reserve funds	1,572,699	1,367,973
1,398,264		1,572,699	1,367,973
	(b) Conditions over contributions		
	Contributions and Grants recognised as revenues during the financial year in respect of which expenditure had not been made:		
0	- Govt Grant - Special Road Projects - Bridges	332,305	0
0	- Govt Grant - Royalties For Regions -Recreation Facility	905,977	0
	Grants received in a previous financial year which will be expended during the financial year:		
0	- Govt Grant - Special Road Projects - Bridges	0	332,305
0	- Govt Grant - Royalties For Regions -Recreation Facility	0	905,977
0		1,238,282	1,238,282

6. DISPOSAL OF ASSETS

(a) Disposal of Assets by Class

	Proceeds Sale of Assets	Written Down Value	Gain/(Loss) on Disposal
	\$	\$	\$
Asset by Class			
Furniture and Equipment	0	0	0
Land and Buildings	0	0	0
Plant and Equipment	288,000	278,957	9,043
TOTAL BY CLASS OF ASSETS	288,000	278,957	9,043

(b) Disposal of Assets by Program

	Proceeds Sale of Assets	Written Down Value	Gain/(Loss) on Disposal
	\$	\$	\$
Governance	118,000	109,374	8,626
Law, Order, Public Safety	0	0	0
Health	15,000	23,148	(8,148)
Education and Welfare	0	0	0
Housing	0	0	0
Community Amenities	0	0	0
Recreation and Culture	18,000	14,141	3,859
Transport	137,000	132,294	4,706
Economic Services	0	0	0
Other Property and Services	0	0	0
TOTAL BY PROGRAM	288,000	278,957	9,043

(c) Borrowing Costs Incurred and Capitalised as Part of a Qualifying Asset

No borrowing costs were incorporated in the Annual Budget as assets purchased are to be funded from General Purpose Funding.

7. BORROWING INFORMATION

(a) Loans Raised in Financial Year

Adopted Budget 2011/2012		Actual 2011/2012	Adopted Budget 2012/2013
\$		\$	\$
	The Shire proposes to borrow funds in the 2012/2013 financial year.		
0	Amount Borrowed		
	New Loan - Recreation Facilities	0	1,000,000
0	Amount Expended	0	1,000,000
Nil	CLOSING BALANCE	Nil	Nil

(b) Loan Repayments

Program	Loan No.	Principal 01.07.12	Loans Raised		Interest		Loan Repayment		Principal 30.6.2013 Budget
			Actual	Budget	Actual	Budget	Actual	Budget	
			2011/2012	2012/2013	2011/2012	2012/2013	2011/2012	2012/2013	
		\$	\$	\$	\$	\$	\$	\$	\$
Housing	112	34,878	0	0	2368	2100	4237	4504	30,374
Recreation	115	32,215	0	0	2,338	1,663	11,672	12,347	19,868
Recreation	117	132,616	0	0	3,426	2,786	9,950	10,590	122,026
Economic	116	46,623	0	0	8,634	8,008	10,014	10,640	35,983
Recreation	New	0	0	1,000,000	0	0	0	0	1,000,000
		246,332	0	1,000,000	16,766	14,557	35,873	38,081	1,208,251
PLUS Change in Net Accrual					123				
TOTAL		246,332	0	1,000,000	16,889	14,557	35,873	38,081	1,208,251
Loan Repayments to be financed by the Shire					8,255	6,549	25,859	27,491	
Loan Repayments reimbursed from external sources					8634	8008	10014	10590	
TOTAL					16,889	14,557	35,873	38,081	

8. RESERVES**(a) Plant Reserve (Cash Backed)**

Purpose - Acquisition of Major Plant
The transactions of the Reserve Fund are summarised as follows:

Purpose - Acquisition of Major Plant.

The transactions of the Reserve Fund are summarised as follows:

Adopted Budget 2011/2012		Actual 2011/2012	Adopted Budget 2012/2013
\$		\$	\$
197,888	Opening Balance	197,888	75,655
	Plus Transfer from Accumulated Surplus		
7,599	- Interest Received	10,947	1,580
	Less Transfer to Accumulated Surplus		
(148,000)	- Plant Purchases	(133,180)	0
57,487	CLOSING BALANCE	75,655	77,235

(b) Fire Fighters Reserve (Cash Backed)

Purpose - Acquisition of Major Fire Fighting Equipment
The transactions of the Reserve Fund are summarised as follows:

Adopted Budget 2011/2012		Actual 2011/2012	Adopted Budget 2012/2013
\$		\$	\$
95,654	Opening Balance	95,654	101,270
	Plus Transfer from Accumulated Surplus		
3,673	- Interest Received	5,616	2,115
	Less Transfer to Accumulated Surplus		
99,327	CLOSING BALANCE	101,270	103,385

(c) Office Equipment Reserve (Cash Backed)

Purpose - Purchase and Replacement of Office Equipment
The transactions of the Reserve Fund are summarised as follows:

Adopted Budget 2011/2012		Actual 2011/2012	Adopted Budget 2012/2013
<u>\$</u>		<u>\$</u>	<u>\$</u>
0	Opening Balance	0	0
	Plus Transfer from Accumulated Surplus		
0	- Interest Received	0	0
	Less Transfer to Accumulated Surplus		
<u>0</u>	CLOSING BALANCE	<u>0</u>	<u>0</u>

(d) Building Reserve (Cash Backed)

Purpose - Fund the Construction off New and Renovation of Existing Council Buildings
The transactions of the Reserve Fund are summarised as follows:

Adopted Budget 2011/2012		Actual 2011/2012	Adopted Budget 2012/2013
<u>\$</u>		<u>\$</u>	<u>\$</u>
835,218	Opening Balance	835,218	311,576
	Plus Transfer from Accumulated Surplus		
32,072	- Interest Received	43,063	6,509
	Less Transfer to Accumulated Surplus		
0	- Old School Building	0	(150,000)
(650,000)	- Independent Living Units	(566,705)	(10,000)
<u>217,290</u>	CLOSING BALANCE	<u>311,576</u>	<u>158,085</u>

(e) Recreation Ground Reserve (Cash Backed)

Purpose - Fund the Enhancement of Recreation Grounds and Buildings
The transactions of the Reserve Fund are summarised as follows:

Adopted Budget 2011/2012		Actual 2011/2012	Adopted Budget 2012/2013
<u>\$</u>		<u>\$</u>	<u>\$</u>
290,371	Opening Balance	290,371	306,511
	Plus Transfer from Accumulated Surplus		
11,150	- Interest Received	16,140	6,403
	Less Transfer to Accumulated Surplus		
<u>301,521</u>	CLOSING BALANCE	<u>306,511</u>	<u>312,914</u>

(f) Annual Leave Reserve (Cash Backed)

Purpose - Fund the Annual Leave Payments

The transactions of the Reserve Fund are summarised as follows:

Adopted Budget 2011/2012		Actual 2011/2012	Adopted Budget 2012/2013
\$		\$	\$
123,644	Opening Balance	123,644	130,460
	Plus Transfer from Accumulated Surplus		
4,748	- Interest Received	6,816	2,725
	Less Transfer to Accumulated Surplus		
0	- Other	0	0
128,392	CLOSING BALANCE	130,460	133,185

(g) Avon River Development Reserve (Cash Backed)

Purpose - Fund the Development of the Avon River Pool and Environment

The transactions of the Reserve Fund are summarised as follows:

Adopted Budget 2011/2012		Actual 2011/2012	Adopted Budget 2012/2013
\$		\$	\$
19,207	Opening Balance	19,207	20,354
	Plus Transfer from Accumulated Surplus		
738	- Interest Received	1,147	425
	Less Transfer to Accumulated Surplus		
19,945	CLOSING BALANCE	20,354	20,779

(h) Community Bus Reserve (Cash Backed)

Purpose - Fund the Capital Improvements to the Community Bus

The transactions of the Reserve Fund are summarised as follows:

Adopted Budget 2011/2012		Actual 2011/2012	Adopted Budget 2012/2013
\$		\$	\$
25,397	Opening Balance	25,397	28,515
	Plus Transfer from Accumulated Surplus		
975	- Interest Received	1,486	596
0	- Other	1,632	0
	Less Transfer to Accumulated Surplus		
26,372	CLOSING BALANCE	28,515	29,111

(i) Cropping Reserve (Cash Backed)

Purpose - Assist Community Groups with Funding Opportunities

The transactions of the Reserve Fund are summarised as follows:

Adopted Budget 2011/2012		Actual 2011/2012	Adopted Budget 2012/2013
\$		\$	\$
159,350	Opening Balance	159,350	277,925
	Plus Transfer from Accumulated Surplus		
6,049	- Interest Received	10,511	5,806
66,223	- Other	108,064	22,420
	Less Transfer to Accumulated Surplus		
0	- Relocation of Netball Courts and Lighting	0	(100,000)
231,622	CLOSING BALANCE	277,925	206,151

(j) Road Construction Reserve (Cash Backed)

Purpose - Fund the Construction of Roads
The transactions of the Reserve Fund are summarised as follows:

Adopted Budget 2011/2012		Actual 2011/2012	Adopted Budget 2012/2013
\$		\$	\$
208,242	Opening Balance	208,242	220,433
	Plus Transfer from Accumulated Surplus		
7,996	- Interest Received	12,191	4,605
216,238	Less Transfer to Accumulated Surplus		
	CLOSING BALANCE	220,433	225,038

(k) Long Service Leave and Gratuity Reserve (Cash Backed)

Purpose - Established to Fund Long Service Leave and Gratuity Payment Obligations
The transactions of the Reserve Fund are summarised as follows:

Adopted Budget 2011/2012		Actual 2011/2012	Adopted Budget 2012/2013
\$		\$	\$
0	Opening Balance	0	100,000
	Plus Transfer from Accumulated Surplus		
0	- Interest Received	0	2,090
100,000	- Other	100,000	0
100,000	Less Transfer to Accumulated Surplus		
	CLOSING BALANCE	100,000	102,090
1,398,194	TOTAL	1,572,699	1,367,973

9. CASH FLOW INFORMATION

Reconciliation of cash flows from operations with change in net equity resulting from operations.
For the purpose of the Cash Flow Statement, cash includes cash on hand and in or at call deposits with banks or financial institutions.

Adopted Budget 2011/2012		Actual 2011/2012	Adopted Budget 2012/2013
\$		\$	\$
	Change in net equity from operations		
2,517,132	Non cash flows in change in Net Equity	3,061,025	1,892,929
963,103	Depreciation	1,005,872	1,005,872
(15,350)	(Profit) loss on sale of Fixed Assets	(70,082)	(9,043)
0	Changes to provisions	(4,294)	0
(3,784,592)	Government Revenue	(3,773,948)	(3,571,782)
	Change in Assets and Liabilities		
5,000	(Increase)/Decrease in Inventory	(2,929)	(4,904)
73,586	(Increase)/Decrease in Debtors	261,187	(7,600)
(81,518)	Increase/(Decrease) in Creditors	140,773	(172,807)
0	Rounding	2	0
(322,639)	Cash flows from Operations	617,606	(867,335)
	Credit Facility		
0	Amount Utilised	0	0
0	Unused Facility available	0	0

10. TRUST FUND INFORMATION

Trust Fund for the Period Ending 30 June 2013.

PARTICULARS	OPENING	ESTIMATED	ESTIMATED	ESTIMATED
	BALANCE	RECEIPTS	PAYMENTS	CLOSING
	30.06.2012	2012/2013	2012/2013	30.06.2013
	\$	\$	\$	\$
DEPOSITS				
Unclaimed Monies	1115	300	375	1,040
ILU Building Retention	64580	0	64580	0
Recreation Centre Amenities Buildings Retention	7802	0	7802	0
House Bonds	5,000	0	0	5,000
Second House Deposits	4,600	0	0	4,600
Retirement Village Bond	3,343	400	800	2,943
Subdivision Costs	1,500	0	0	1,500
Nomination Deposits	17	0	0	17
Gibson Raison Settlement				0
Gym Key Deposits	870	400	360	910
Housing Rental Bonds	500	0	0	500
ILU Bonds	0	600,000	0	600,000
Rates Advance Payments	15,690	12,000	15,690	12,000
TOTAL	105,017	613,100	89,607	628,510

11. COMPARISON WITH RATE SETTING STATEMENT

Statement of amounts included in the Rate Setting Statement but which have not been included in the Income Statement.

Adopted Budget 2011/2012		Actual 2011/2012	Adopted Budget 2012/2013
\$		\$	\$
10,014	Non Operating Income		
	Principal Repayment	10,014	10,590
0	Proceeds from Disposal of Assets		
	Furniture and Equipment	0	0
206,500	Plant and Equipment	107,162	288,000
798,000	Transfer from Reserves	699,885	260,000
0	Loan Borrowings	0	1,000,000
1,014,514	TOTAL	817,061	1,558,590
	Non Operating Expenditure		
1,120,500	Purchase Land and Buildings	810,669	533,072
488,000	Purchase Plant and Equipment	284,202	634,200
81,000	Purchase Furniture and Equipment	9,461	96,000
1,557,972	Infrastructure Assets-Roads	1,610,522	2,497,841
2,103,500	Infrastructure Assets-Recreation	266,705	3,262,997
0	Purchase Tools	0	0
140,000	Infrastructure Assets-Other	4,229	89,414
35,872	Repayments of Debt-Principal	35,873	38,081
241,293	Transfer to Reserves	317,613	55,274
0	Provisions Employee Entitlements	4,294	0
5,768,137	TOTAL	3,343,568	7,206,879

12. RATING INFORMATION

Statement of Rating Information for the year ending 30 June 2013.

In accordance with Financial Management Regulation 23 Council has imposed the following rates:

(a) General and Minimum Rates

<u>Adopted Budget 2011/2012</u>		<u>Adopted Budget 2012/2013</u>
0.134099	- General Rate	0.091652
Rate in \$	(The basis for the rate is Gross Rental Value)	Rate in \$
0.006718	- General Rate Rural	0.00692761
Rate in \$	(The basis for the rate is Unimproved Value)	Rate in \$
0.006718	- General Rate Mt Kokeby and Mawson	0.00692761
Rate in \$	(The basis for the rate is Unimproved Value)	Rate in \$
0.006718	- General Rate Mining	0.00692761
Rate in \$	(The basis for the rate is Unimproved Value)	Rate in \$
\$645.00 pa	- Minimum Rate	\$670.00 pa

The Objects and Reasons for General and Minimum Rate

Council has imposed a general rate of 0.091652 GRV and 0.00692761 UV and a minimum rate of \$670.00 pa, as Council perceives it to be a "reasonable" minimum level of rates which all ratepayers in its district should pay. The minimum rate reflects the basic cost incurred by the Council in servicing each lot or dwelling in its district.

For additional information on the rates levied refer to the "Statement of Rating Information".

(b) Specified Area Rates

No specified area rates will be levied during the year 2012/2013.

13. SERVICE CHARGES

No service charge will be levied during the year 2012/2013.

14. INFORMATION ABOUT DISCOUNTS, INCENTIVES, CONCESSIONS AND WRITE OFFS

The following discount on rates is offered to those who pay their rates in full within 35 days of the date of service appearing on the rate notice.

-	General Rates	Discount for Early Payment of Rates	Rate 10%	Value \$191,105
---	---------------	-------------------------------------	----------	-----------------

15. INTEREST CHARGES FOR THE LATE PAYMENT OF RATES CHARGES

(1) Pursuant to Section 6.51 of the Local Government Act and Financial Management Regulation 27(a), the Shire of Beverley has imposed the following rate of interest applicable for the late payment of rates and rubbish charge to apply as follows:

(a) Where no election has been made to pay the rate and rubbish charge by instalments due:

- (i) After it becomes due and payable;
- or
- (ii) 35 Days after the date of issue of the rate notice;

whichever is the later.

(b) Where an election has been made to pay the rate and rubbish charge by instalments and an instalment remains unpaid after its due and payable.

The rate of interest to apply is 11%, and the estimated revenue from the imposition of the interest amounts to \$10,000 for the 2012/2013 Financial Year.

(2) Pursuant to Section 6.45 of the Local Government Act and Financial Management Regulations 27(c), the date of each instalment is as follows:

1st Instalment	Monday, 15 October 2012
2nd Instalment	Monday, 17 December 2012
3rd Instalment	Monday, 18 February 2013
4th Instalment	Monday, 15 April 2013

Charges on instalment plan is \$8.00 Administration Charge, and rate of interest of 5.5%; the estimated revenue from the imposition amounts to \$6,500 for the 2012/2013 Financial Year.

(3) No interest is charged under Section 6.13 of the Local Government Act 1995 for the late payment of money other than rates.

16. FEES AND CHARGES INFORMATION

In accordance with Financial Management Regulation 25, the estimates of total revenue from Fees and Charges for each program is summarised as follows:

Adopted Budget 2011/2012		Actual 2011/2012	Adopted Budget 2012/2013
\$		\$	\$
13,500	General Purpose Funding	13,348	14,300
0	Governance	830	0
2,575	Law, Order, Public Safety	5,951	6,075
0	Health	608	500
0	Education and Welfare	1,858	2,500
72,440	Housing	67,396	76,514
121,470	Community Amenities	116,278	121,675
70,744	Recreation and Culture	70,590	69,470
26,000	Transport	19,935	19,709
89,000	Economic Services	73,218	53,750
27,100	Other Property and Services	20,135	26,500
422,829	TOTAL FEES AND CHARGES	390,147	390,993

17. INVESTMENTS

Earnings from Investments are summarised as follows:

Adopted Budget 2011/2012		Actual 2011/2012	Adopted Budget 2012/2013
\$		\$	\$
50,000	General Account	50,912	70,000
75,000	Reserve Funds	107,917	32,854
13,300	Other Interest on Late Payment of Rates	23,440	12,950
138,300	TOTAL	182,269	115,804

18. COUNCIL MEMBERS - FEES EXPENSES AND ALLOWANCES

The 2012/2013 Budget provides for the following:

Adopted Budget 2011/2012		Actual 2011/2012	Adopted Budget 2012/2013
\$		\$	\$
	- Annual Attendance Fee		
24,000	Councillor (8) - \$3500 per annum	22,500	28,000
7,500	President - \$12000 per annum	7,500	12,000
	- Telecommunication, Travel, and Information Technology Allowance		
5,400	- Telecommunication	5,300	5,400
3,600	- Information Technology	3,533	3,600
3,278	- Travel Expenses	2,620	2,500
	- Annual Local Government Allowance		
4,500	- President	4,500	5,500
1,125	- Deputy President	1,125	1,375

19. DEPRECIATION ON NON CURRENT ASSETS

The depreciation charge included in the Annual Budget is summarised as follows:

Adopted Budget 2011/2012		Actual 2011/2012	Adopted Budget 2012/2013
\$		\$	\$
0	General Purpose Funding	0	0
31,479	Governance	36,375	36,375
8,797	Law, Order, Public Safety	11,674	11,674
7,736	Health	8,361	8,361
0	Education and Welfare	0	0
44,825	Housing	50,988	50,988
2,918	Community Amenities	2,920	2,920
47,843	Recreation and Culture	51,885	51,885
581,677	Transport	591,534	591,534
928	Economic Services	5,290	5,290
236,900	Other Property and Services	246,845	246,845
963,103	TOTAL	1,005,872	1,005,872

20. MAJOR LAND TRANSACTIONS

Council did not participate in any major land transactions.

21. JOINT VENTURE

Council did not participate in any joint ventures.

22. TRADING UNDERTAKINGS

Council did not participate in any trading undertakings.

23. CAPITAL AND LEASING COMMITMENTS

Council does not have any Capital and Leasing commitments.

24. FINANCIAL INSTRUMENTS

(a) Interest Rate Risk

The following table details the Shire of Beverley's exposure to interest rate risks projected to 30 June 2013.

	Average Interest %	Variable Interest Rate \$	Fixed Interest Rate Less than 1 year \$	Maturity 1 to 5 years \$	Non Interest Bearing \$	Total \$
Financial Assets						
Cash on Hand		0	0	0	300	300
Cash	3.00	201,700	0	0	0	201,700
Bank Bills/Term Deposits	4.50	1,367,973	0	0	0	1,367,973
Trade Receivables		0	0	0	280,000	280,000
		1,569,673	0	0	280,300	1,849,973
Financial Liabilities						
Creditors		0	0	0	500,000	500,000
Bank Overdraft		0	0	0	0	0
Income In Advance		0	0	0	0	0
Employee entitlements		0	0	0	0	0
		0	0	0	500,000	500,000

(b) Council does not have any material credit risk exposure to any single debtor under any financial instruments entered into.

(c) The aggregate net fair values and carry amounts of financial assets and financial liabilities are disclosed in the Notes to and Forming Part of the Annual Budget/

25. POSITION AT COMMENCEMENT OF FINANCIAL YEAR

Determination of Opening Funds

Adopted Budget 2011/2012		Actual 2011/2012	Adopted Budget 2012/2013
\$		\$	\$
	Current Assets		
300	Cash On Hand	300	300
1,372,797	Cash at Bank	4,718,242	1,569,673
460,000	Sundry Debtors	272,400	280,000
15,167	Stock On Hand	13,095	18,000
0	Prepaid Expenses	0	0
<u>1,848,264</u>		<u>5,004,037</u>	<u>1,867,973</u>
	LESS CURRENT LIABILITIES		
450,000	Sundry Creditors	672,807	500,000
0	Employee Entitlements	0	0
<u>450,000</u>		<u>672,807</u>	<u>500,000</u>
1,398,264	Less Reserves (cashed backed)	1,572,699	1,367,973
	Rounding		
<u>0</u>	SURPLUS OF CURRENT ASSETS OVER CURRENT LIABILITIES	<u>2,758,531</u>	<u>0</u>

This page intentionally left blank.

FEES AND CHARGES

2012-2013

NB: The various rebates applicable to varying clubs & organisations has been abolished due to the restructure of the fees.

Red entries are GST FREE

CHARGE (inc of GST)

INFORMATION / CONDITIONS

SPORTING CLUBS - Seasonal Rates

FOOTBALL CLUB	3,000.00 per year	Oval, amenities building and change rooms
CRICKET CLUB	465.00 per year	Oval, amenities building and change rooms
HOCKEY CLUB	465.00 per year	Oval, amenities building and change rooms
PONY CLUB (ANNUAL FEE)	105.00 per year	Main town oval NOT included (club provide own cleaner)
PONY CLUB (EXTRA EVENTS)	155.00 per event	Includes main town oval
TENNIS CLUB	515.00 per year	Club provide own cleaner
LADIES BADMINTON CLUB	30.00 per day	
BOOT SCOOTING	30.00 per day	
SOARING SOCIETY	2,000.00 per year	Billed January
NETBALL CLUB	50.00 per year	
TRACTOR PULL	250.00 per event	
DISTRICT MOTOR CYCLE CLUB (ULINGA PARK)	1,000.00 per year	

ROAD CHARGES

AUSTRAL BRICK	12,000.00 per year	Road Contribution
---------------	--------------------	-------------------

HALL- Includes Use of Kitchen

MAIN HALL	115.00 per day	
LESSER HALL	85.00 per day	
FULL COMPLEX (Except meetings)	170.00 per day	
COMMUNITY MEETING ROOM	FREE	Room in front of hall foyer

HALL -Other Rentals

CHAIRS (70 in total available)	1.00 per chair	
MARQUEE/TENT	30.00 per day	
PA SYSTEM	70.00 per day	

RECREATION GROUND

OVAL HIRE	155.00 per day	APPLICATION MUST BE SUBMITTED and is SUBJECT TO APPROVAL
RAM SHED	65.00 per day	(Except Stud Breeders/Ag Society)
EXHIBITION SHED		APPLICATION MUST BE SUBMITTED and is SUBJECT TO APPROVAL
POULTRY SHED	65.00 per day	
CAMPING (per van)	22.00 per day	

AMENITIES BUILDING

BARBECUE included with Amenities Bldg fee

FUNCTIONS	115.00 per day	
MEETINGS	40.00 per event	
CROCKERY & CUTLERY	45.00 per day	*AMENITIES BUILDING ONLY

FEES AND CHARGES

2012-2013

NB: The various rebates applicable to varying clubs & organisations has been abolished due to the restructure of the fees.

Red entries are GST FREE

CHARGE (inc of GST)

INFORMATION / CONDITIONS

GYM MEMBERSHIP

- WRITTEN PERMISSION REQUIRED FROM PARENT/GUARDIAN

13-18 YR OLDS - 6 MONTHS	75.00	
13-18 YR OLDS - 12 MONTHS	125.00	
OVER 18 YRS OLD - 6 MONTHS	150.00	
OVER 18 YRS OLD - 12 MONTHS	250.00	
SENIOR/PENSIONER - 6 MONTHS	75.00	
SENIOR/PENSIONER - 12 MONTHS	125.00	
30 day TRAIL	40.00	Must be 18 years old or older

COMMUNITY BUS - 24 Seats Inc Driver, 50% Subsidy for School Aged Children (Local Children Only)

Fee includes fuel charges etc	1.50 per km
-------------------------------	-------------

CARAVAN PARK - Power Charges Included

SITE	26.00 per day	
PERMANENT SITE	155.00 per week	(1-28 days) [140.91 + 14.09 GST]
PERMANENT SITE	115.00 per week	(29+ days) [146.92 + 8.08 GST]
CAMPERS	10.00 per day	
SHOWERS (per person)	5.00 per shower	

SWIMMING POOL

ADULTS	2.05
CHILDREN	1.20
SPECTATORS	1.00
SEASON TICKET- ADULT	80.00
SEASON TICKET- PENSIONER (FULL PENSION)	60.00
SEASON TICKET- CHILD	50.00
SEASON TICKET- FAMILY	180.00

RETIREMENT VILLAGE

Rental Ψ	100.00 per week
----------	-----------------

BLARNEY ADVERTISING

SIZE A ~ 122 X 180mm	80.00
SIZE B ~ 122 X 89mm	40.00
SIZE C ~ 60 X 89mm	24.00
SIZE D ~ 5 LINES*	8.00 *MUST BE PAID IN ADVANCE
SIZE E ~ 3 LINES*	5.00 *MUST BE PAID IN ADVANCE
SIZE F ~ 122 x 135mm	60.00
12 MONTHS SIZE A	800.00
12 MONTHS SIZE B	400.00
12 MONTHS SIZE C	240.00
12 MONTHS SIZE F	600.00

FEES AND CHARGES

2012-2013

NB: The various rebates applicable to varying clubs & organisations has been abolished due to the restructure of the fees.

Red entries are GST FREE

CHARGE (inc of GST)

INFORMATION / CONDITIONS

COPYING

SINGLE COPY (1-19 sheets)	0.20 per sheet	Library Photocopier
BULK COPY (20+ sheets)	0.15 per sheet	
HISTORY of BEVERLEY BOOK	20.00 per copy	
HISTORY of BEVERLEY BOOK posted	30.00 per copy	

LIBRARY

LIBRARY - REPLACEMENT CARD	7.00	
LIBRARY - LOST BOOKS - ADMIN FEE	15.00	

MAP CHARGES

DISTRICT MAP - 1000 x 700mm	30.00	
DISTRICT MAP - 3 pages (A3)	10.00	
DISTRICT MAP - 1 page (A3)	5.00	

ACCOUNT ENQUIRIES

RATE ACCOUNT ENQUIRY Ψ	150.00	
TITLE SEARCH	55.00	
RATE BOOK (Printed or electronic)	125.00	

FACSIMILE FEES

IN AUST 1st page	7.00 per page	
IN AUST Additional pages	3.00 per page	
O/SEAS 1st page	14.00 per page	
O/SEAS Additional pages	6.00 per page	
RECEIVAL	3.00 per page	

FREEDOM of INFORMATION

Personal info about applicant	No charge	
-------------------------------	-----------	--

NON PERSONAL INFORMATION

APPLICATION FEE	30.00	Financially disadvantaged applicants or those with a pension concession card - 25% discount
TIME dealing with applicant	30.00 per hour	
ACCESS TIME	30.00 per hour	Supervised by staff
DUPLICATION OF INFORMATION	Actual cost + GST	
DELIVERY, PACKING or POSTAGE	Actual cost + GST	
DEPOTS - Advance deposit	75% of estimated cost	

RUBBISH CHARGE

DOMESTIC HOUSEHOLD COLLECTION	175.00 per bin /pa	
ADDITIONAL SERVICE	175.00 per bin /pa	

FEES AND CHARGES

2012-2013

NB: The various rebates applicable to varying clubs & organisations has been abolished due to the restructure of the fees.

Red entries are GST FREE

CHARGE (inc of GST)

INFORMATION / CONDITIONS

RATES

- General Rate	0.091652	
(The basis for the rate is Gross Rental Value)	Rate in \$	
- General Rate Rural	0.00692761	
(The basis for the rate is Unimproved Value)	Rate in \$	
- General Rate Mt Kokeby and Mawson	0.00692761	
(The basis for the rate is Unimproved Value)	Rate in \$	
- General Rate Mining	0.00692761	
(The basis for the rate is Unimproved Value)	Rate in \$	

- Minimum Rate	\$670.00 pa	
----------------	-------------	--

DOG LICENSE

DOG - MALE or FEMALE	30.00	1 year	
DOG - MALE or FEMALE	75.00	3 years	
PENSION RATE: DOG - MALE or FEMALE	15.00	1 year	Full Concession
PENSION RATE: DOG - MALE or FEMALE	37.50	3 years	
PENSION RATE: STERILISED DOG or BITCH	5.00	1 year	Full Concession & Certificate Of Sterilisation
PENSION RATE: STERILISED DOG or BITCH	9.00	3 years	
SHEEP DOG	7.50	1 year	
SHEEP DOG	18.75	3 years	
STERILISED DOG or BITCH	10.00	1 year	Certificate of Sterilisation
STERILISED DOG or BITCH	18.00	3 years	

DOG IMPOUNDING FEES

	60.00	per day	
--	-------	---------	--

PRIVATE WORKS

BACK HOE with POST HOLE DIGGER	150.00	per hour	with SHIRE OPERATOR ONLY
BACKHOE	150.00	per hour	with SHIRE OPERATOR ONLY
BOBCAT with BROOM	110.00	per hour	with SHIRE OPERATOR ONLY
CHERRY PICKER with CHAINSAW	260.00	per hour	with 2 SHIRE OPERATORS & TRUCK
COMPRESSOR with JACK HAMMER	NOT FOR HIRE		
GRADER (BE001, BE003)	170.00	per hour	with SHIRE OPERATOR ONLY
LOADER (BE004, BE036)	160.00	per hour	with SHIRE OPERATOR ONLY
ROLLER - RUBBER TYRE (BE033)	150.00	per hour	with SHIRE OPERATOR ONLY
ROLLER - VIBRATOR (BE033)	150.00	per hour	with SHIRE OPERATOR ONLY
SLASHER (BE008)	140.00	per hour	with SHIRE OPERATOR ONLY
TRACTOR (BE023)	120.00	per hour	with SHIRE OPERATOR ONLY
TRACTOR FORD (BE014)	120.00	per hour	with SHIRE OPERATOR ONLY
TRUCK LIGHT (BE015, BE016, BE028)	90.00	per hour	with SHIRE OPERATOR ONLY
TRUCK TANDEM (BE010, BE012, BE013)	115.00	per hour	with SHIRE OPERATOR ONLY

FEES AND CHARGES

2012-2013

NB: The various rebates applicable to varying clubs & organisations has been abolished due to the restructure of the fees.

Red entries are GST FREE

CHARGE (inc of GST)

INFORMATION / CONDITIONS

LABOUR

ENGINEERING CONSULT	150.00 per hour
WORKS STAFF	70.00 per hour

BUILDING MATERIALS

APPLIES TO ALL BUILDING MATERIALS

GRAVEL	35.00 per m ³	PICK UP - MIN. of 1m³ DELIVERED - MIN. of 2m³ CARTAGE extra Tandem truck carries ~ 8m ³ or 12 tonne Loader Bucket = ~ 2 m ³ 1 cubic metre = ~ 1.5 tonnes
GRAVEL - Truck Load	180.00 per truck load	
METAL - all sizes	56.00 per m ³	
METAL - Truck Load	355.00 per truck load	
METAL DUST	35.00 per m ³	
SAND BUILDING	NOT AVAILABLE	
SAND BUILDING - Truck Load	NOT AVAILABLE	
SAND FILLING	35.00 per m ³	
SAND FILLING - Truck Load	160.00 per truck load	
SWEEPINGS - when available	25.00 per m ³	
ROCKS - when available	25.00 per m ³	

CARTAGE

Per load - both ways	2.50 per km	Eg: Client is 20kms out, 40kms cartage is charged
----------------------	-------------	---

TELSTRA/WATER CORP REINSTATEMENTS

BITUMEN & CONCRETE	360.00 per m ²
GRAVEL	360.00 per m ²

CROSS OVERS (RURAL) - Gravel Only

300mm pipe	1,140.00	50% subsidy for 1st crossover on the property
375mm pipe	1,185.00	
450mm pipe	1,225.00	

CROSS OVERS (Town Site)

Per square metre	50.00 per m ²	50% Subsidy for 1st Crossover of the property
------------------	--------------------------	---

STANDPIPES

Per 1000L - Human consumption	3.00 per kL
-------------------------------	-------------

FEES AND CHARGES

2012-2013

NB: The various rebates applicable to varying clubs & organisations has been abolished due to the restructure of the fees.

Red entries are GST FREE

CHARGE (inc of GST)

INFORMATION / CONDITIONS

PUBLIC CEMETERIES / NICHE WALLS

LAND 2.44m X 1.52m	43.25	On application of Grant of Right of Burial
LAND 2.44m X 3.05m	64.90	
LAND 2.44m X 4.57m	64.90	
GRAVE ordinary	865.20	On application of Order of Burial
GRAVE child < 7 or stillborn	432.60	
EXCESS of 1.8m, per every 300mm	162.25	
REOPENING of GRAVE ordinary	865.20	
REOPENING of GRAVE	432.60	Child < 7 yrs or stillborn
EXTRA CHARGE of INTERMENT	75.70	
EXTRA CHARGE of INTERMENT	75.70	Not in usual hours as prescribed b By-law 17 (per hour)
ERECT HEADSTONE,	10.85	PERMISSION and/or KERBING
GRAVE NUMBER PLATE	16.25	
ATTENDANCE when required by GRANTEE	32.45	
STANDARD GRAVE - Land	43.25	
STANDARD GRAVE - Grave	865.20	
STANDARD GRAVE - Plate No.	16.25	
STANDARD BURIAL CHARGE	924.65	
STANDARD GRAVE - Overtime fee	648.90	Estimation only
INTERMENT of ASHES in GRAVE PLOT	108.15	Minimum Fee

NICHE WALLS

NICHE WALL Single	54.10	Not including cost of PLAQUE / TABLET or FITTING
NICHE WALL Double	81.10	
INSTALLATION FEE (Minimum)	54.10 per hour	
URN CONTAINER	11.35	
VASES	61.80	Cost on application

RESERVATIONS of GRAVE PLOTS / NICHE WALLS

GRAVE RESERVATION - Initial	75.70 per site	
NICHE WALL SINGLE RESERVATION - Initial	75.70 per site	
NICHE WALL DOUBLE RESERVATION - Initial	151.40 per site	
RESERVATION - Renewal every 5 years	10.85 per site	APPLICABLE TO BOTH GRAVES & NICHE WALL RESERVATIONS

FEES AND CHARGES

2012-2013

NB: The various rebates applicable to varying clubs & organisations has been abolished due to the restructure of the fees.

Red entries are GST FREE

CHARGE (inc of GST)

INFORMATION / CONDITIONS

REFUSE SITE FEES

ASBESTOS BURIAL	60.50 per tonne	
ASBESTOS BURIAL	Large quantities	Price based on per tonne rate plus machine hire
BUILDING RUBBLE	25.00 per tonne	
CAR BODIES	25.00 per car	
CONCRETE, ROCK, GRAVEL, SAND or like	25.00 per tonne	
FENCING WIRE	7.00 per m ³	
PUTRESCIBLE WASTE Organic commercial	7.00 per m ³	
RUBBISH BAG (Wool bale)	7.00 per bag	
BIN 240L dom waste or 200L DRUM EQUIV	3.00 per bin	
SEPTIC TANK WASTE	50.00 per 2000L	per 2000L or part thereof
TRAILER 6x4, CAR, UTE Mixed load	13.00 per load	
TRAILER tandem axle up to 2.5m in length	25.00 per load	
TYRES Car	7.00 per tyre	
TYRES Light truck	13.00 per tyre	
TYRES Truck	20.00 per tyre	
TYRES Tractor	30.00 per tyre	
TYRES Earthmoving	30.00 per tyre	

TOWN PLANNING FEES

1 SCHEME AMENDMENTS - As per regulations

2 HOME OCCUPATIONS

INITIAL APPROVAL	209.00
------------------	--------

3 APPLICATIONS for PLANNING CONSENT

\$0 - \$50,000	139.00	
\$50,001 - \$500,000	0.32% of est cost	Cost X 0.0032
\$500,000 - \$2,500,000	\$1,600 + 0.257% for each \$1 over \$500,000	[(cost-\$500,000) x 0.00257] + \$1,600
\$2,500,001 - \$5,000,000	\$6,740 + 0.206% for each \$1 over \$2.5M	[(cost-\$2,500,000) x 0.00206] + \$6,740
Extractive Industry	638.00	

Penalties for development before approval
will be that fee and twice the fee (ie 3 x fees)

Calculations for fees for costs > \$5m provided on application.

**FEES AND CHARGES
2012-2013**

NB: The various rebates applicable to varying clubs & organisations has been abolished due to the restructure of the fees.

Red entries are GST FREE

CHARGE (inc of GST)

INFORMATION / CONDITIONS

4 CLEARANCE of SUBDIVISIONS

Not more than 5 lots	69.00 per lot
More than 5 lots	
1-5 lots	69.00 per lot
≥ 6th lot plus	35.00 per lot
> 195 lots	6,959.00

5 ADVERTISING and NOTIFICATION COSTS

Borne by applicant

6 WRITTEN PLANNING ADVICE

69.00

This page intentionally left blank.

Shire of Beverley

Details By function Under The Following Programme Titles
And Type Of Activities Within The Programme

	Annual Statements 2011-2012				Adopted Budget 2012-2013	
	Actual 2011-12		Adopted Budget 2011-12		Income	Expenditure
	Income	Expenditure	Income	Expenditure		
Proceeds Sale of Assets						
1144100 · Profit on Sale of Asset		\$0	\$0	\$0	\$0	\$0
E144200 · Loss on Sale of Assets	(\$79,434)	\$0	\$0	\$0	\$0	\$0
000000 · CONTRA	\$9,353	\$0	\$0	\$0	\$0	\$0
	\$70,080	\$0	\$0	\$0	\$0	\$0
000000 · Proceeds Sale of Assets - Dual Cab Utility BE020	\$0	\$0	(\$25,000)	\$0	\$0	\$0
000000 · Proceeds Sale of Assets - Calais Sedan BE1	(\$27,727)	\$0	(\$30,500)	\$0	(\$95,000)	\$0
000000 · Proceeds Sale of Assets - Commodore Station Wagon BEV0	\$0	\$0	(\$23,000)	\$0	(\$23,000)	\$0
000000 · Proceeds Sale of Assets - Commodore Sedan EHO/BS	\$0	\$0	\$0	\$0	\$0	\$0
000000 · Proceeds Sale of Assets - Commodore Sedan Doctor BE494	\$0	\$0	(\$20,000)	\$0	(\$15,000)	\$0
000000 · Proceeds Sale of Assets - Caterpillar 924G	\$0	\$0	\$0	\$0	\$0	\$0
000000 · Proceeds Sale of Assets - Rodeo 4 x 2 Utility BE031	\$0	\$0	\$0	\$0	\$0	\$0
000000 · Proceeds Sale of Assets - Rodeo 4 x 2 Utility BE000	\$0	\$0	(\$18,000)	\$0	(\$18,000)	\$0
000000 · Proceeds Sale of Assets - Rodeo 4 x 2 Utility BE015	\$0	\$0	\$0	\$0	(\$7,000)	\$0
000000 · Proceeds Sale of Assets - Rodeo Utility Builder BE022	\$0	\$0	\$0	\$0	\$0	\$0
000000 · Proceeds Sale of Assets - Tandem Truck BE-010	(\$63,636)	\$0	(\$80,000)	\$0	(\$85,000)	\$0
000000 · Proceeds Sale of Assets - Tandem Truck BE-013	\$0	\$0	(\$10,000)	\$0	\$0	\$0
000000 · Proceeds Sale of Assets - Isuzu Tip Truck BE-028	(\$15,797)	\$0	\$0	\$0	\$0	\$0
000000 · Proceeds Sale of Assets - Isuzu Tandem Truck BE-012	\$0	\$0	\$0	\$0	\$0	\$0
000000 · Proceeds Sale of Assets - Isuzu Maintenance Truck BE-037	\$0	\$0	\$0	\$0	\$0	\$0
000000 · Proceeds Sale of Assets - Crew cab Truck BE-016	\$0	\$0	\$0	\$0	\$0	\$0
000000 · Proceeds Sale of Assets - Kubota Tractor BE-023	\$0	\$0	\$0	\$0	\$0	\$0
000000 · Proceeds Sale of Assets - Community Bus BEV 0	\$0	\$0	\$0	\$0	\$0	\$0
000000 · Proceeds Sale of Assets - Multi Tyred Roller BE026	\$0	\$0	\$0	\$0	(\$45,000)	\$0
000000 · Proceeds Sale of Assets - Vib Roller BE033	\$0	\$0	\$0	\$0	\$0	\$0
000000 · Proceeds Sale of Assets - John Deere 670D Grader BE001	\$0	\$0	\$0	\$0	\$0	\$0
000000 · Proceeds Sale of Assets - Bobcat BE038	\$0	\$0	\$0	\$0	\$0	\$0
000000 · Proceeds Sale of Assets - Small tractor BE008	\$0	\$0	\$0	\$0	\$0	\$0
000000 · Proceeds Sale of Assets - John Deere 670CH Grader BE029	\$0	\$0	\$0	\$0	\$0	\$0
Written Down Value						
000000 · Written Down Value - Rodeo Utility	\$0	\$0	\$0	\$19,800	\$0	\$14,141
000000 · Written Down Value- Dual Cab Utility	\$0	\$0	\$0	\$27,500	\$0	\$0
000000 · Written Down Value - Calais Sedan	\$0	\$37,080	\$0	\$33,550	\$0	\$79,806
000000 · Written Down Value - Commodore Station Wagon	\$0	\$0	\$0	\$25,300	\$0	\$29,568
000000 · Written Down Value - Small Tip Truck (BE028)	\$0	\$0	\$0	\$3,000	\$0	\$0
000000 · Written Down Value- Commodore Sedan Doctor	\$0	\$0	\$0	\$22,000	\$0	\$23,148
000000 · Written Down Value - Caterpillar 924G	\$0	\$0	\$0	\$0	\$0	\$0
000000 · Written Down Value - Hilux Utility	\$0	\$0	\$0	\$0	\$0	\$0
000000 · Written Down Value - Tandem Truck	\$0	\$0	\$0	\$60,000	\$0	\$58,045
000000 · Written Down Value - John Deere 670CH Grader	\$0	\$0	\$0	\$0	\$0	\$0
000000 · Written Down Value - Rodeo Utility	\$0	\$0	\$0	\$0	\$0	\$11,537
000000 · Written Down Value - Multi Tyred Roller	\$0	\$0	\$0	\$0	\$0	\$62,712
Sub Total - GAINLOSS ON DISPOSAL OF ASSET	(\$107,162)	\$37,080	(\$206,500)	\$191,150	(\$288,000)	\$278,957
Total - GAINLOSS ON DISPOSAL OF ASSET	(\$107,162)	\$37,080	(\$206,500)	\$191,150	(\$288,000)	\$278,957

Shire of Beverley

Details By function Under The Following Programme Titles
And Type Of Activities Within The Programme

	<u>Annual Statements 2011-2012</u>				<u>Adopted Budget 2012-2013</u>	
	Actual 2011-12		Adopted Budget 2011-12		Adopted Budget 2012-2013	
	Income	Expenditure	Income	Expenditure	Income	Expenditure
ABNORMAL ITEMS						
000000 · Years Doubtful Debts Provision	\$0	\$0	\$0	\$0	\$0	\$0
000000 · Bad Debts Written Off	\$0	\$0	\$0	\$0	\$0	\$0
000000 · Prior Years Asset Adjustment -	\$0	\$0	\$0	\$0	\$0	\$0
000000 · Prior Years Payment Written Back	\$0	\$0	\$0	\$0	\$0	\$0
Sub Total - ABNORMAL ITEMS	\$0	\$0	\$0	\$0	\$0	\$0
Total - ABNORMAL ITEMS	\$0	\$0	\$0	\$0	\$0	\$0
Total - OPERATING STATEMENT	(\$107,162)	\$37,080	(\$206,500)	\$191,150	(\$288,000)	\$278,957

Shire of Beverley

Details By function Under The Following Programme Titles
And Type Of Activities Within The Programme

	Annual Statements 2011-2012				Adopted Budget 2012-2013	
	Actual 2011-12		Adopted Budget 2011-12		Income	Expenditure
	Income	Expenditure	Income	Expenditure		
GENERAL PURPOSE FUNDING						
RATES						
OPERATING EXPENDITURE						
E031530 · Valuation Expenses		\$23,663	\$0	\$25,000	\$0	\$17,000
<i>Ordinary</i>		\$0		\$0		\$5,000
<i>GRV 5 Yearly</i>		\$0		\$0		\$0
<i>UV Yearly</i>		\$0		\$0		\$12,000
E031536 · Rate Debts Recovery Expenses		\$0	\$0	\$5,000	\$0	\$3,000
<i>Legal Fees/Summons Fees /Sale of land</i>						
E031531 · Stationery & Printing		\$0	\$4,649	\$0	\$0	\$6,000
<i>Includes Rates Booklet</i>						
E031533 · Title Searches		\$0	\$264	\$1,000	\$0	\$500
E031534 · Refunds Issued		\$0	\$0	\$0	\$0	\$0
E031535 · RBO Computer Support		\$0	\$6,221	\$0	\$0	\$6,800
<i>Ratebook Online Licence/Support</i>						
E031538 · Write Offs		\$0	\$0	\$0	\$0	\$0
E031900 · General Administration		\$0	\$9,904	\$0	\$0	\$11,787
Sub Total - GENERAL RATES O/EXP		\$0	\$44,701	\$0	\$0	\$45,087
OPERATING INCOME						
I031702 · UV RATES		(\$1,711,759)	\$0	(\$1,717,228)	(\$1,785,566)	\$0
<i>Rate in the Dollar \$0.0069276105</i>						
10027 · Legal Fees Charged - Rates		\$0	\$0	\$0	\$0	\$0
25001 · Debt Written Off - Rates		\$0	\$0	\$0	\$0	\$0
I031805 · Rates Refunds		\$0	\$0	\$0	\$0	\$0
I031703 · UV RATES - MT KOKEBY/MAWSON		(\$7,881)		(\$7,881)	(\$8,766)	\$0
<i>Rate in the Dollar \$0.0069276105</i>						
I031701 · GRV RATES		(\$564,728)	\$0	(\$564,728)	(\$587,553)	\$0
<i>Rate in the Dollar \$0.09165183</i>						
I031802 · Rates - Credit Balances		\$0	\$0	\$0	\$0	\$0
I031704 · UV MINING RATES		(\$7,095)	\$0	(\$7,095)	(\$8,040)	\$0
<i>Rate in the Dollar \$0.0069276105</i>						
I031014 · Interim Rates GRV		(\$1,463)	\$0	\$0	\$0	\$0
I031015 · Interim Rates UV		(\$16,364)	\$0	\$0	\$0	\$0
I031709 · Interest - Penalty		(\$20,138)	\$0	(\$10,000)	(\$10,000)	\$0
<i>Interest 11 %</i>						
I031710 · Interest - ESL		(\$624)	\$0	(\$300)	(\$150)	\$0
I031706 · Installment Charges		(\$6,253)	\$0	(\$6,000)	(\$6,500)	\$0
<i>Admin Charge \$8.00 per assess/Interest 5.5%</i>						
I031705 · LESS Discount Allowed		\$178,064	\$0	\$183,755	\$192,221	\$0
I031804 · Legal Fees		\$0	\$0	(\$500)	(\$300)	\$0
I031711 · Ex-Gratia Rates		(\$3,017)	\$0	(\$3,000)	(\$3,100)	\$0
<i>CBH</i>						
I031708 · Rate Enquiries		(\$6,495)	\$0	(\$7,000)	(\$7,000)	\$0
I031800 · Other Income		\$0	\$0	\$0	\$0	\$0

Shire of Beverley

Details By Function Under The Following Programme Titles
And Type Of Activities Within The Programme

	Annual Statements 2011-2012				Adopted Budget 2012-2013	
	Actual 2011-12		Adopted Budget 2011-12		Income	Expenditure
	Income	Expenditure	Income	Expenditure		
031803 - Special Agreement Fee	(\$600)	\$0	(\$500)	\$0	(\$500)	\$0
031713 - Pensioner Deferred Interest	(\$2,677)	\$0	(\$3,000)	\$0	(\$2,800)	\$0
Sub Total - GENERAL RATES OP/INC	(\$2,171,032)	\$0	(\$2,143,477)	\$0	(\$2,228,054)	\$0
Total - GENERAL RATES	(\$2,171,032)	\$44,701	(\$2,143,477)	\$56,547	(\$2,228,054)	\$45,087
OTHER GENERAL PURPOSE FUNDING						
OPERATING EXPENDITURE						
000000 - Depreciation	\$0	\$0	\$0	\$0	\$0	\$0
Sub Total - OTHER GENERAL PURPOSE FUNDING OP/EXP	\$0	\$0	\$0	\$0	\$0	\$0
OPERATING INCOME						
032010 - LGGC General Purpose Grant	(\$802,711)	\$0	(\$474,391)	\$0	(\$364,158)	\$0
032015 - LGGC Local Roads Grant Account- Transferred to Transport Schedule in 2012	\$0	\$0	(\$317,545)	\$0	\$0	\$0
032020 - Special Road Projects Grant	(\$738,000)	\$0	\$0	\$0	\$0	\$0
000000 - Government Grant - Royalties to Region (CLGF) 11/12	\$0	\$0	(\$335,640)	\$0	(\$335,640)	\$0
000000 - Government Grant - Royalties to Region (CLGF) 12/13	(\$50,912)	\$0	(\$50,000)	\$0	(\$70,000)	\$0
033010 - Interest on Muni Fund	(\$107,917)	\$0	(\$75,000)	\$0	(\$32,854)	\$0
033015 - Interest on Reserve Fund						
Sub Total - OTHER GENERAL PURPOSE FUNDING OP/INC	(\$1,699,540)	\$0	(\$1,252,576)	\$0	(\$1,138,292)	\$0
Total - OTHER GENERAL PURPOSE FUNDING	(\$1,699,540)	\$0	(\$1,252,576)	\$0	(\$1,138,292)	\$0
Total - GENERAL PURPOSE FUNDING	(\$3,870,572)	\$44,701	(\$3,396,053)	\$56,547	(\$3,366,346)	\$45,087

Shire of Beverley

Details By function Under The Following Programme Titles
And Type Of Activities Within The Programme

	Annual Statements 2011-2012				Adopted Budget 2012-2013	
	Actual 2011-12		Adopted Budget 2011-12		Income	Expenditure
	Income	Expenditure	Income	Expenditure		
GOVERNANCE						
MEMBERS OF COUNCIL						
OPERATING EXPENDITURE						
E041010 · Sitting Fees	\$0	\$30,000	\$0	\$31,500	\$0	\$40,000
8 Councillors @ \$3,500 President @ \$12,000					\$28,000	
E041015 · Travelling	\$0	\$2,620	\$0	\$3,278	\$0	\$2,500
E041020 · Information Technology Allowance	\$0	\$3,533	\$0	\$3,600	\$0	\$3,600
E041025 · Telecommunication Allowance	\$0	\$5,300	\$0	\$5,400	\$0	\$5,400
E041030 · Presidential Allowance	\$0	\$4,500	\$0	\$4,500	\$0	\$5,500
E041035 · Deputy Presidential Allowance	\$0	\$1,125	\$0	\$1,125	\$0	\$1,375
E041040 · Conference Expenses	\$0	\$14,206	\$0	\$20,000	\$0	\$18,600
Local Government Week					\$11,600	
Council Development					\$5,000	
Other					\$2,000	
E041050 · Election Expenses	\$0	\$3,502	\$0	\$6,000	\$0	\$0
E041060 · Advertising Expenses	\$0	\$3,507	\$0	\$15,000	\$0	\$16,000
Local Law s					\$12,000	
Other					\$4,000	
E041070 · Refreshments & Entertainment	\$0	\$17,641	\$0	\$21,000	\$0	\$21,000
E041071 · Consultants	\$0	\$37,585	\$0	\$25,000	\$0	\$38,475
Record Management					\$24,475	
Policies/Delegations/Strategic Plan/Other					\$14,000	
E041075 · Insurance	\$0	\$3,307	\$0	\$7,335	\$0	\$7,325
Personal Accident and Travel					\$1,500	
Councillor Liability					\$1,800	
Business Practices Protection					\$4,025	
E041080 · Subscriptions	\$0	\$16,396	\$0	\$16,425	\$0	\$18,146
WALGA - Membership Subscription					\$6,405	
WALGA - Guide To Local Government Act					\$396	
WALGA - Local Law s					\$520	
WALGA - Taxation Service					\$1,175	
WALGA - Workplace Solutions					\$2,010	
WALGA - Procurement Consultancy Service					\$1,840	
WALGA - Local Government Directorates					\$600	
Central Country Zone of WALGA					\$3,500	
Greening WA					\$100	
LGWA					\$1,600	
E041085 · Subscription - SEAVROC	\$0	\$4,000	\$0	\$9,000	\$0	\$5,000
ANNUAL SUBSCRIPTION					\$5,000	
000000 · Contribution SEA RTG Regional Business Plan		\$0		\$0	\$0	\$15,000
000000 · Contribution Tier 3 Campaign		\$0		\$0	\$0	\$5,000
E041100 · Other Sundry	\$0	\$15,309	\$0	\$20,000	\$0	\$15,000

Shire of Beverley

Details By function Under The Following Programme Titles
And Type Of Activities Within The Programme

	Annual Statements 2011-2012				Adopted Budget 2012-2013	
	Actual 2011-12		Adopted Budget 2011-12		Income	Expenditure
	Income	Expenditure	Income	Expenditure		
Annual Budget Publication					\$1,500	
Annual Report Publication					\$1,700	
Xmas Hampers /Gifts/Other					\$11,800	
E041072 - Consultancy - Capital Works Pla	\$0	\$0	\$0	\$0	\$0	\$0
E041110 - Audit Fees	\$0	\$7,450	\$0	\$7,500	\$0	\$8,900
Audit Fees Financial Statements					\$7,500	
Audit Fees Annual Road Acquittal					\$1,200	
Audit Fees Annual Deferred Pensioners					\$200	
E041120 - Legal Fees	\$0	\$4,201	\$0	\$10,000	\$0	\$10,000
Opinions/Agreement /Other						
E041900 - General Administration	\$0	\$45,165	\$0	\$51,563	\$0	\$53,751
E041130 - Depreciation Council Chambers	\$0	\$465	\$0	\$465	\$0	\$465
Sub Total - MEMBERS OF COUNCIL OP/EXP	\$0	\$219,813	\$0	\$258,690	\$0	\$291,037
OPERATING INCOME						
Sub Total - MEMBERS OF COUNCIL OP/INC	\$0	\$0	\$0	\$0	\$0	\$0
Total - MEMBERS OF COUNCIL	\$0	\$219,813	\$0	\$258,690	\$0	\$291,037
GOVERNANCE - GENERAL						
OPERATING EXPENDITURE						
LABOUR						
E042001 - Salaries	\$0	\$497,330	\$0	\$552,340	\$0	\$581,275
Includes LSL Replacements						
E042003 - Salary Sacrifice	\$0	\$0	\$0	\$0	\$0	\$0
E042002 - Super - Occupational	\$0	\$65,642	\$0	\$58,560	\$0	\$59,655
Occupational 9% & Employer Contributions						
E042004 - Insurance	\$0	\$49,391	\$0	\$43,710	\$0	\$44,800
Workers Compensation					\$16,400	
Public Liability					\$23,418	
Salary Continuance					\$2,635	
Fidelity Guarantee					\$533	
Officers Liability					\$1,814	
E042005 - Training & Conference Fees	\$0	\$8,790	\$0	\$14,000	\$0	\$12,100
Local Government Week CEO					\$2,500	
ALGA					\$3,000	
LGMA Conference CEO/DCEO					\$3,600	
Other - Financial Reprinting/FB/Word/Excel/Records					\$3,000	

Shire of Beverley

Details By Function Under The Following Programme Titles
And Type Of Activities Within The Programme

	Annual Statements 2011-2012				Adopted Budget 2012-2013	
	Actual 2011-12		Adopted Budget 2011-12		Income	Expenditure
	Income	Expenditure	Income	Expenditure		
E042021 · Uniforms	\$0	\$2,503	\$0	\$5,000	\$0	\$4,000
E042095 · Annual Leave		(\$11,141)	\$0	\$10,000	\$0	\$10,000
E042096 · Long Service Leave		(\$25,927)	\$0	\$15,000	\$0	\$15,000
BUILDING						
E042006 · Administration Building	\$0	\$51,932	\$0	\$52,373	\$0	\$57,120
Building Repairs						
-labour Costs						\$2,326
-labour On Costs						\$1,489
-Material Purchases						\$1,000
Air Conditioning						\$1,500
Fire Services						\$1,000
Pest Control						\$150
Cleaning						
-labour Costs						\$17,170
-labour On Costs						\$10,989
-Material Purchases						\$750
Electricity						\$10,489
Insurance						\$4,000
Water / Sewerage						\$757
Other Expenses						\$5,500
OFFICE EXPENSES						
E042007 · Printing & Stationery	\$0	\$12,294	\$0	\$14,000	\$0	\$14,000
E042008 · Telephones	\$0	\$13,150	\$0	\$15,965	\$0	\$15,965
E042009 · Postage & Freight	\$0	\$4,491	\$0	\$4,635	\$0	\$4,635
E042010 · Advertising	\$0	\$4,388	\$0	\$3,090	\$0	\$3,090
E042011 · Office Equipment Mice	\$0	\$28,938	\$0	\$27,775	\$0	\$30,290
Office Photocopier Mice						\$3,500
Other -Tapes/Toner/Etc						\$10,000
Website - LCC						\$5,740
Broadband Fees						\$1,800
Photocopier Lease						\$9,250
E042013 · Bank Charges	\$0	\$225	\$0	\$309	\$0	\$300
E042014 · Merchant & Electronic Banking	\$0	\$4,220	\$0	\$5,150	\$0	\$5,150
E042016 · Other Office Expenses	\$0	\$2,388	\$0	\$2,000	\$0	\$3,000
Misc Items						

Shire of Beverley

Details By function Under The Following Programme Titles
And Type Of Activities Within The Programme

	Annual Statements 2011-2012				Adopted Budget 2012-2013	
	Actual 2011-12		Adopted Budget 2011-12		Income	Expenditure
	Income	Expenditure	Income	Expenditure		
ACCOUNTING SERVICES						
E042012 · Computer Support/Maintenance	\$0	\$18,968	\$0	\$21,500	\$0	\$22,000
IT Maintenance / Support						\$5,000
Upgrade Software						\$5,000
ASP Host Fee						\$1,000
Asset Online						\$1,000
General Ledger / QuickBooks Support						\$10,000
E042019 · Consultancy/Accounting Services	\$0	\$21,910	\$0	\$25,000	\$0	\$25,000
VEHICLE TRAVELLING EXPENSES						
E042022 · Vehicles - Running Costs	\$0	\$10,069	\$0	\$9,574	\$0	\$10,500
E042025 · Fringe Benefits Tax Admin	\$0	\$10,831	\$0	\$16,000	\$0	\$11,000
OTHER						
E042024 · Consultancy - Other	\$0	\$21,170	\$0	\$20,000	\$0	\$20,000
E042100 · Office Depreciation	\$0	\$35,910	\$0	\$31,013	\$0	\$35,910
E042017 · Bad Debt Collection Fees	\$0	\$8	\$0	\$0	\$0	\$0
E042999 · Less Admin Costs Allocated	\$0	(\$827,483)	\$0	(\$946,994)	\$0	(\$984,790)
Sub Total - GOVERNANCE - GENERAL OP/EXP	\$0	\$0	\$0	\$0	\$0	\$0
OPERATING INCOME						
I043003 · Reimb. & Charges	(\$630)	\$0	(\$3,000)	\$0	(\$700)	\$0
Telephone						
I043006 · Reimb. Other	(\$986)	\$0	(\$3,000)	\$0	(\$2,000)	\$0
Advertising Rebates						
I043012 · Staff Reimbursement - Sal Sac	\$0	\$0	\$0	\$0	\$0	\$0
000000 · Grant - Solar Heating	\$0	\$0	\$0	\$0	(\$25,000)	\$0
I041320 · Reimbursements	(\$158)	\$0	\$0	\$0	\$0	\$0
I041360 · LG SYSTEMS INC - Commissions	\$0	\$0	\$0	\$0	\$0	\$0
I043013 · Freedom of Information - Fees	\$0	\$0	\$0	\$0	\$0	\$0
I043004 · Property Valuation Project	\$0	\$0	\$0	\$0	\$0	\$0
I041351 · R4R - Business Plan Development	\$0	\$0	\$0	\$0	(\$2,200)	\$0
Sub Total - GOVERNANCE - GENERAL OP/INC	(\$1,774)	\$0	(\$6,000)	\$0	(\$29,900)	\$0
Total - GOVERNANCE - GENERAL	(\$1,774)	\$0	(\$6,000)	\$0	(\$29,900)	\$0
Total - GOVERNANCE	(\$1,774)	\$219,813	(\$6,000)	\$258,690	(\$29,900)	\$291,037

Shire of Beverley

Details By function Under The Following Programme Titles
And Type Of Activities Within The Programme

	Annual Statements 2011-2012				Adopted Budget 2012-2013	
	Actual 2011-12		Adopted Budget 2011-12		Income	Expenditure
	Income	Expenditure	Income	Expenditure		
LAW ORDER & PUBLIC SAFETY						
FIRE PREVENTION						
OPERATING EXPENDITURE						
E051010 · Fire Insurance	\$0	\$11,037	\$0	\$12,000	\$0	\$8,600
E051015 · Plant & Equip Mice	\$0	\$30,146	\$0	\$20,368	\$0	\$21,260
Labour Costs					\$4,424	
Labour On Costs					\$2,830	
Water / Sewerage					\$0	
Parts and Repairs					\$6,000	
Fuel & Oils					\$1,000	
Insurance					\$4,906	
Licensing					\$600	
Electricity					\$1,500	
E051020 · Fire Control Expenses	\$0	\$19,870	\$0	\$14,502	\$0	\$18,591
Plant Costs					\$2,500	
Labour Costs					\$1,150	
Labour On Costs					\$737	
Water / Sewerage					\$204	
Telephone					\$4,000	
Other Expenses					\$10,000	
E051025 · Protective Clothing	\$0	\$4,987	\$0	\$5,000	\$0	\$5,000
E051035 · CESM Expenses		\$75,824		\$122,962	\$0	\$103,802
Salaries					\$70,010	
Overtime					\$8,000	
Loading					\$942	
Superannuation					\$7,020	
Workers Compensation Insurance					\$2,380	
Provision for Long Service Leave					\$1,750	
Motor Vehicle Costs					\$9,000	
Telephone					\$1,200	
Uniform					\$500	
Advertising					\$1,500	
Printing and Stationery					\$300	
Training					\$1,200	
E051900 · General Administration	\$0	\$10,665	\$0	\$12,176	\$0	\$12,693
E051100 · Depreciation Fire Control	\$0	\$11,465	\$0	\$8,589	\$0	\$11,465
Sub Total - FIRE PREVENTION OI/EXP	\$0	\$163,995	\$0	\$195,597	\$0	\$181,411

Shire of Beverley

Details By function Under The Following Programme Titles
And Type Of Activities Within The Programme

	Annual Statements 2011-2012				Adopted Budget 2012-2013	
	Actual 2011-12		Adopted Budget 2011-12		Income	Expenditure
	Income	Expenditure	Income	Expenditure		
OPERATING INCOME						
I051110 · FESA Administration Fee		\$0	(\$4,000)			(\$4,000)
I051010 · FESA Operating Grant		\$0	(\$39,870)			(\$44,000)
I051139 · Grant - Morbining Shed		\$0	(\$55,000)			\$0
I051045 · CESM Reimbursements		\$0	(\$104,743)			(\$88,231)
000000 · CESM Reimbursement Cost of Vehicle (\$33574 x 1/3)		\$0	\$0			(\$11,191)
Sub Total - FIRE PREVENTION OP/INC		(\$170,784)	(\$203,613)			(\$147,422)
Total - FIRE PREVENTION		(\$170,784)	(\$203,613)			(\$147,422)
ANIMAL CONTROL						
OPERATING EXPENDITURE						
E052010 · Animal Control Expenses		\$0	\$2,890	\$0	\$5,686	\$5,600
Ranger						\$4,000
Companion animal scanner						\$200
Labour & Oncosts						\$0
Other tags etc						\$300
Signs						\$1,100
52015 Legal Expenses		\$0	\$0	\$0	\$1,030	\$1,000
E052020 · Dog Pound		\$0	\$1	\$0	\$206	\$0
E052900 · General Administration		\$0	\$1,450	\$0	\$1,655	\$1,726
E052100 · Depreciation		\$0	\$209	\$0	\$208	\$209
Sub Total - ANIMAL CONTROL OP/EXP		\$0	\$4,550	\$0	\$8,785	\$8,535
OPERATING INCOME						
I052110 · Impounding Fees		\$0	\$0	(\$515)	\$0	\$0
I052120 · Registration Fees		(\$1,951)	\$0	(\$2,060)	\$0	(\$2,000)
Sub Total - ANIMAL CONTROL OP/INC		(\$1,951)	\$0	(\$2,575)	\$0	(\$2,075)
Total - ANIMAL CONTROL		(\$1,951)	\$4,550	(\$2,575)	\$8,785	\$8,535

Shire of Beverley

Details By function Under The Following Programme Titles
And Type Of Activities Within The Programme

	Annual Statements 2011-2012				Adopted Budget 2012-2013	
	Actual 2011-12		Adopted Budget 2011-12		Income	Expenditure
	Income	Expenditure	Income	Expenditure		
OTHER LAW ORDER & PUBLIC SAFETY						
OPERATING EXPENDITURE						
Sub Total - OTHER LAW ORDER & PUBLIC SAFETY OP/EXP	\$0	\$0	\$0	\$0	\$0	\$0
OPERATING INCOME						
Sub Total - OTHER LAW ORDER & PUBLIC SAFETY OP /INC	\$0	\$0	\$0	\$0	\$0	\$0
Total - OTHER LAW ORDER PUBLIC SAFETY	\$0	\$0	\$0	\$0	\$0	\$0
Total - LAW ORDER & PUBLIC SAFETY	(\$172,735)	\$168,545	(\$206,188)	\$204,382	(\$149,497)	\$189,946

Shire of Beverley

Details By function Under The Following Programme Titles
And Type Of Activities Within The Programme

	Annual Statements 2011-2012				Adopted Budget 2012-2013	
	Actual 2011-12		Adopted Budget 2011-12		Income	Expenditure
	Income	Expenditure	Income	Expenditure		
HEALTH						
HEALTH ADMINISTRATION & INSPECTION						
OPERATING EXPENDITURE						
E074030 · Health Scheme	\$0	\$3,844	\$0	\$0	\$0	\$20,000
<i>Contract Service Shire of York</i>						
74045 · Advertising	\$0	\$0	\$0	\$500	\$0	\$500
E074050 · Legal Expenses	\$0	\$0	\$0	\$2,000	\$0	\$2,000
E074055 · Temporary Staff	\$0	\$0	\$0	\$25,750	\$0	\$0
E074060 · Other Expenses	\$0	\$40	\$0	\$515	\$0	\$400
E074061 · Long Service Leave	\$0	\$0	\$0	\$0	\$0	\$0
E074035 · General Administration	\$0	\$7,388	\$0	\$8,434	\$0	\$8,792
Sub Total - HEALTH ADMIN & INSPECTION OP/EXP	\$0	\$11,272	\$0	\$37,199	\$0	\$31,692
OPERATING INCOME						
I071115 · Prosecution Fees	(\$608)	\$0	\$0	\$0	(\$500)	\$0
Sub Total - HEALTH ADMIN & INSPECTION OP/INC	(\$608)	\$0	\$0	\$0	(\$500)	\$0
Total - HEALTH ADMIN & INSPECTION	(\$608)	\$11,272	\$0	\$37,199	(\$500)	\$31,692
MATERNAL AND INFANT HEALTH						
OPERATING EXPENDITURE						
E071020 · Child Health Clinic	\$0	\$11,210	\$0	\$3,766	\$0	\$15,757
<i>Building Repairs</i>						
- labour Costs					\$1,163	
- labour On Costs					\$744	
- Material Purchases					\$3,000	
Painting					\$7,000	
Fire Services					\$400	
Pest Control					\$500	
Electricity					\$400	
Insurance					\$750	
Water / Sewerage					\$300	
Other Expenses <i>Engineers Report</i>					\$1,500	
E071100 · Depreciation	\$0	\$8,361	\$0	\$7,736	\$0	\$8,361
E071900 · General Administration	\$0	\$3,060	\$0	\$3,494	\$0	\$3,642
Sub Total - MATERNAL AND INFANT HEALTH	\$0	\$22,631	\$0	\$14,996	\$0	\$27,760
Total - MATERNAL AND INFANT HEALTH	\$0	\$22,631	\$0	\$14,996	\$0	\$27,760

Shire of Beverley

Details By function Under The Following Programme Titles
And Type Of Activities Within The Programme

	Annual Statements 2011-2012				Adopted Budget 2012-2013	
	Actual 2011-12		Adopted Budget 2011-12		Income	Expenditure
	Income	Expenditure	Income	Expenditure		
PREVENTIVE SERVICE						
OPERATING EXPENDITURE						
E075065 · Mosquito Control	\$0	\$785	\$0	\$3,777	\$0	\$3,898
labour Costs					\$1,767	
labour On Costs					\$1,131	
Material Purchases					\$1,000	
E075900 · General Administration	\$0	\$950	\$0	\$1,084	\$0	\$1,130
Sub Total - PREVENTIVE SRVS - OI/EXP	\$0	\$1,734	\$0	\$4,861	\$0	\$5,028
Total - PREVENTIVE SERVICES	\$0	\$1,734	\$0	\$4,861	\$0	\$5,028
PREVENTIVE SERVICE - OTHER						
OPERATING EXPENDITURE						
E076010 · Analytical Samples	\$0	\$413	\$0	\$618	\$0	\$600
E077010 · Dental Clinic Mice	\$0	\$0	\$0	\$0	\$0	\$0
E076900 · General Administration	\$0	\$213	\$0	\$244	\$0	\$254
Sub Total - PREVENTIVE SRVS - OTHER OI/EXP	\$0	\$626	\$0	\$862	\$0	\$854
Total - PREVENTIVE SERVICES - OTHER	\$0	\$626	\$0	\$862	\$0	\$854
OTHER HEALTH						
OPERATING EXPENDITURE						
E078010 · 106 Forrest St - Med Practice	\$0	\$24,395	\$0	\$29,643	\$0	\$26,165
Building Repairs						
-labour Costs					\$2,326	
-labour On Costs					\$1,489	
Painting					\$10,000	
Air Conditioning					\$200	
Pest Control					\$500	
Insurance					\$1,650	
Water / Sewerage					\$5,000	
Other Expenses					\$5,000	
E078011 · 58 John St - Drs Residence	\$0	\$8,992	\$0	\$17,829	\$0	\$19,215
Building Repairs						
-labour Costs					\$2,326	
-labour On Costs					\$1,489	
Painting					\$7,000	
Air Conditioning					\$200	
Pest Control					\$400	

Shire of Beverley

Details By Function Under The Following Programme Titles
And Type Of Activities Within The Programme

	Annual Statements 2011-2012				Adopted Budget 2012-2013	
	Actual 2011-12	Expenditure	Income	Adopted Budget 2011-12	Income	Expenditure
		\$0				\$800
		\$0				\$1,500
		\$0				\$5,500
		\$810	\$0	\$600		\$1,000
		\$7,111	\$0	\$8,122		\$8,463
Sub Total - OTHER HEALTH OP/EXP		\$41,308	\$0	\$56,194		\$54,843
OPERATING INCOME						
Sub Total - OTHER HEALTH OP/INC		\$0	\$0	\$0		\$0
Total - OTHER HEALTH		\$41,308	\$0	\$56,194		\$54,843
Total - HEALTH		(\$608)	\$0	\$114,112	(\$500)	\$120,177

Shire of Beverley

Details By function Under The Following Programme Titles
And Type Of Activities Within The Programme

	Annual Statements 2011-2012				Adopted Budget 2012-2013	
	Actual 2011-12		Adopted Budget 2011-12		Income	Expenditure
	Income	Expenditure	Income	Expenditure		
EDUCATION & WELFARE						
EDUCATION						
OPERATING EXPENDITURE						
E082010 · Old School Bldg (Telecentre)	\$0	\$5,646	\$0	\$4,466	\$0	\$30,304
Building Repairs						\$612
-labour Costs						\$392
-labour On Costs						\$200
Air Conditioning						\$800
Fire Services						\$2,500
Electricity						\$1,800
Insurance						\$24,000
Other Expenses - Gas/Water/etc incl Structural Engineer						\$220
82020 · Donations- P & C Association	\$0	\$0	\$0	\$220	\$0	\$220
Book Prizes						\$30,524
Sub Total - EDUCATION OI/EXP	\$0	\$5,646	\$0	\$4,686	\$0	\$30,524
OPERATING INCOME						
I082011 · Fees - Bev Com Resource Centre	(\$1,858)	\$0	\$0	\$0	(\$2,500)	\$0
Sub Total - EDUCATION OI/INC	(\$1,858)	\$0	\$0	\$0	(\$2,500)	\$0
Total - EDUCATION	(\$1,858)	\$5,646	\$0	\$4,686	(\$2,500)	30524
OTHER EDUCATION						
OPERATING EXPENDITURE						
E082900 · General Administration	\$0	\$1,856	\$0	\$2,118	\$0	\$2,208
Sub Total - OTHER EDUCATION OI/EXP	\$0	\$1,856	\$0	\$2,118	\$0	\$2,208
Total - OTHER EDUCATION	\$0	\$1,856	\$0	\$2,118	\$0	\$2,208
WELFARE						
OPERATING EXPENDITURE						
E083040 · Youth Initiatives	\$0	\$233	\$0	\$5,000	\$0	\$5,000
Youth Programs						\$10,000
E000000 · Aged Care Plan (Development)	\$0	\$0	\$0	\$0	\$0	\$30,000
E083045 · Youth Officer	\$0	\$23,400	\$0	\$25,000	\$0	\$8,697
E083900 · General Administration	\$0	\$7,308	\$0	\$8,343	\$0	\$6,286
E083046 · Youth Group Fundraising Expense	\$0	\$1,471	\$0	\$0	\$0	\$59,983
Sub Total - WELFARE OI/EXP	\$0	\$32,412	\$0	\$38,343	\$0	\$59,983

Shire of Beverley

Details By Function Under The Following Programme Titles
And Type Of Activities Within The Programme

	Annual Statements 2011-2012				Adopted Budget 2012-2013	
	Actual 2011-12		Adopted Budget 2011-12		Income	Expenditure
	Income	Expenditure	Income	Expenditure		
OPERATING INCOME						
1083046 - Youth Group Fund Raising		\$0	\$0	\$0		\$0
Sub Total - WELFARE OP/INC	(\$4,019)	\$0	\$0	\$0	(\$4,000)	\$0
Total - WELFARE	(\$4,019)	\$32,412	\$0	\$38,343	(\$4,000)	\$59,983
AGED & DISABLED OTHER						
OPERATING EXPENDITURE						
Sub Total - AGED & DISABLED OTHER OP/EXP	\$0	\$0	\$0	\$0	\$0	\$0
Total - AGED & DISABLED OTHER	\$0	\$0	\$0	\$0	\$0	\$0
Total - EDUCATION & WELFARE	(\$4,019)	\$39,913	\$0	\$45,147	(\$4,000)	\$92,715

Shire of Beverley

Details By function Under The Following Programme Titles
And Type Of Activities Within The Programme

	Annual Statements 2011-2012				Adopted Budget 2012-2013	
	Actual 2011-12		Adopted Budget 2011-12		Income	Expenditure
	Income	Expenditure	Income	Expenditure		
HOUSING						
STAFF HOUSING						
OPERATING EXPENDITURE						
E091030 . 50 Daw son Street						
Building Repairs						\$2,326
-labour Costs		\$7,115		\$11,502	\$0	\$1,489
-labour On Costs						\$200
Air Conditioning						\$400
Fire Services						\$2,000
Electricity						\$650
Insurance						\$4,000
Other Expenses - Gas/Water/etc						
E091031 . 30A Daw son Street	\$0	\$4,180	\$0	\$5,901	\$0	\$6,754
Building Repairs						\$612
-labour Costs						\$392
-labour On Costs						\$200
Air Conditioning						\$200
Pest Control						\$1,500
Electricity						\$650
Insurance						\$3,200
Other Expenses - Gas/Water/etc						
E091032 . 30B Daw son Street	\$0	\$2,734	\$0	\$5,806	\$0	\$5,454
Building Repairs						\$612
-labour Costs						\$392
-labour On Costs						\$200
Air Conditioning						\$200
Pest Control						\$350
Electricity						\$500
Insurance						\$3,200
Other Expenses - Gas/Water/etc						
E091033 . 23 Barnsley Street	\$0	\$17,927	\$0	\$28,397	\$0	\$9,415
Building Repairs						\$2,326
-labour Costs						\$1,489
-labour On Costs						\$200
Air Conditioning						\$1,200
Electricity						\$1,000
Insurance						\$3,200
Other Expenses - Gas/Water/etc						
E091034 . 59 Smith Street	\$0	\$19,283	\$0	\$9,404	\$0	\$8,827
-labour Costs						\$1,163
-labour On Costs						\$744
Air Conditioning						\$200
Pest Control						\$220
Electricity						\$2,000
Insurance						\$800
Other Expenses - Gas/Water/etc						\$3,700

Shire of Beverley

Details By Function Under The Following Programme Titles
And Type Of Activities Within The Programme

	Annual Statements 2011-2012				Adopted Budget 2012-2013	
	Actual 2011-12		Adopted Budget 2011-12		Income	Expenditure
	Income	Expenditure	Income	Expenditure		
E091035 · 5 Short Street	\$0	\$24,132	\$0	\$10,977	\$0	\$10,515
Building Repairs						\$2,326
-labour Costs						\$1,489
-labour On Costs						\$200
Pest Control						\$2,000
Electricity						\$1,000
Insurance						\$3,500
Other Expenses - Gas/Water/etc						
E091036 · 5 Wright Street	\$0	\$3,935	\$0	\$5,379	\$0	\$6,607
Building Repairs						\$1,163
-labour Costs						\$744
-labour On Costs						\$200
Air Conditioning						\$200
Fire Services						\$800
Insurance						\$3,500
Other Expenses - Gas/Water/etc						
E091900 · General Administration	\$0	\$15,075	\$0	\$17,211	\$0	\$17,941
E091100 · Depreciation	\$0	\$33,368	\$0	\$35,081	\$0	\$33,368
Sub Total - STAFF HOUSING OP/EXP	\$0	\$127,749	\$0	\$129,658	\$0	\$109,946
OPERATING INCOME						
I091105 · Housing Rentals	(\$9,739)	\$0	(\$12,000)	\$0	(\$9,764)	\$0
I092117 · Private Rental - 5 Wright St	(\$11,018)	\$0	(\$10,000)	\$0	(\$10,400)	\$0
I091110 · Fees & Charges - Staff Housing	(\$4,868)	\$0	\$0	\$0	(\$4,350)	\$0
Sub Total - STAFF HOUSING OP/INC	(\$25,625)	\$0	(\$22,000)	\$0	(\$24,514)	\$0
T total - STAFF HOUSING	(\$25,625)	\$127,749	(\$22,000)	\$129,658	(\$24,514)	\$109,946
HOUSING OTHER						
OPERATING EXPENDITURE						
E092010 · Retirement Village Mice	\$0	\$12,836	\$0	\$31,350	\$0	\$29,929
Building Repairs						\$4,652
-labour Costs						\$2,977
-labour On Costs						\$300
Electricity						\$3,500
Insurance						\$18,500
Other Expenses - Gas/Water/etc						
E092020 · Frail Aged - Interest Ln 112	\$0	\$2,362	\$0	\$2,367	\$0	\$2,100
E092025 · Independent Living Units	\$0	\$0	\$0	\$5,000	\$0	\$5,000
Other Expenses - Gas/Water/etc						\$5,000
000000 · Marketing expenses - Independent Living Units	\$0	\$34,390	\$0	\$39,261	\$0	\$5,000
E092900 · General Administration	\$0	\$17,619	\$0	\$9,744	\$0	\$40,928
E092100 · Depreciation	\$0	\$17,619	\$0	\$9,744	\$0	\$17,619

Shire of Beverley

Details By function Under The Following Programme Titles
And Type Of Activities Within The Programme

	Annual Statements 2011-2012				Adopted Budget 2012-2013	
	Actual 2011-12	Expenditure	Income	Adopted Budget 2011-12	Income	Expenditure
Sub Total - HOUSING OTHER OP/EXP	\$0	\$67,207	\$0	\$87,722	\$0	\$100,576
OPERATING INCOME						
1092105 - Retirement Village Rental		\$0				\$0
000000 - Reimbursements ILU		\$0				\$0
Sub Total - HOUSING OTHER OP/INC		\$0				\$0
Total - HOUSING OTHER		\$67,207		\$87,722		\$100,576
Total - HOUSING		\$194,956		\$217,380		\$210,522

Shire of Beverley

Details By function Under The Following Programme Titles
And Type Of Activities Within The Programme

	Annual Statements 2011-2012				Adopted Budget 2012-2013	
	Actual 2011-12		Adopted Budget 2011-12		Income	Expenditure
	Income	Expenditure	Income	Expenditure		
COMMUNITY AMENITIES						
SANITATION - HOUSEHOLD REFUSE						
OPERATING EXPENDITURE						
E101020 · Domestic Refuse	\$0	\$50,417	\$0	\$50,000	\$0	\$52,000
000000 · Recycling service anticipated to commence on 01/01/2013		\$0		\$0	\$0	\$19,000
E101021 · Replacement Bin Fees	\$0	\$0	\$0	\$0	\$0	\$0
E101025 · Kerbside Refuse Collection	\$0	\$40,549	\$0	\$38,947	\$0	\$46,561
labour Costs					\$18,025	
labour On Costs					\$11,536	
Material Purchases					\$0	
Plant operation Costs					\$14,000	
Other incl. Plant Hire					\$3,000	
E101030 · Refuse Site Mnce	\$0	\$77,650	\$0	\$72,900	\$0	\$76,070
labour Costs					\$36,323	
labour On Costs					\$23,247	
Material Purchases					\$0	
Plant operation Costs					\$3,500	
Other					\$13,000	
E101035 · Recycling Bins	\$0	\$3,515	\$0	\$3,811	\$0	\$3,811
Bulk Bins						
E101040 · E-Waste Collection	\$0	\$4,391	\$0	\$5,000	\$0	\$12,000
000000 · Heritage Study - Landfill		\$0		\$0	\$0	\$10,000
E101900 · General Administration	\$0	\$37,698	\$0	\$43,411	\$0	\$44,864
E101100 · Depreciation	\$0	\$2,920	\$0	\$2,919	\$0	\$2,920
Sub Total - SANITATION HOUSEHOLD REFUSE OP/EXP	\$0	\$217,139	\$0	\$216,988	\$0	\$267,226
OPERATING INCOME						
I101110 · Refuse Site Charges	(\$247)	\$0	(\$100)	\$0	(\$300)	\$0
I101115 · Household Refuse Charges	(\$105,344)	\$0	(\$99,620)	\$0	(\$109,025)	\$0
\$175.00 per annum x 623 bins						
Sub Total - SANITATION H/HOLD REFUSE OP/INC	(\$105,591)	\$0	(\$99,720)	\$0	(\$109,325)	\$0
Total - SANITATION HOUSEHOLD REFUSE	(\$105,591)	\$217,139	(\$99,720)	\$216,988	(\$109,325)	\$267,226

Shire of Beverley

Details By Function Under The Following Programme Titles
And Type Of Activities Within The Programme

	Annual Statements 2011-2012				Adopted Budget 2012-2013	
	Actual 2011-12		Adopted Budget 2011-12		Income	Expenditure
	Income	Expenditure	Income	Expenditure		
SANITATION OTHER						
OPERATING EXPENDITURE						
Sub Total - SANITATION OTHER OP/EXP	\$0	\$0	\$0	\$0	\$0	\$0
OPERATING INCOME						
Sub Total - SANITATION OTHER OP/INC	\$0	\$0	\$0	\$0	\$0	\$0
Total - SANITATION OTHER	\$0	\$0	\$0	\$0	\$0	\$0
SEWERAGE						
EFFLUENT DRAINAGE SYSTEM						
OPERATING EXPENDITURE						
Sub Total - SEWERAGE OP/EXP	\$0	\$0	\$0	\$0	\$0	\$0
OPERATING INCOME						
I101120 - Sewerage Charges (Sullage)	(\$1,400)	\$0	(\$1,500)	\$0	(\$1,500)	\$0
Sub Total - SEWERAGE OP/INC	(\$1,400)	\$0	(\$1,500)	\$0	(\$1,500)	\$0
Total - SEWERAGE	(\$1,400)	\$0	(\$1,500)	\$0	(\$1,500)	\$0
PROTECTION OF THE ENVIRONMENT						
OPERATING EXPENDITURE						
Drum Muster						
E104020 - Drum Muster	\$0	\$3,374	\$0	\$3,500	\$0	\$4,200
104900 - General Administration	\$0	\$0	\$0	\$0	\$0	\$0
000000 - Depreciation	\$0	\$0	\$0	\$0	\$0	\$0
Other						
E105040 - Avon River Foreshore	\$0	\$3,808	\$0	\$913	\$0	\$1,153
labour Costs					\$581	
labour On Costs					\$372	
Material Purchases					\$0	
Plant operation Costs					\$0	
Other					\$0	\$200

Shire of Beverley

Details By Function Under The Following Programme Titles
And Type Of Activities Within The Programme

	Annual Statements 2011-2012				Adopted Budget 2012-2013	
	Actual 2011-12		Adopted Budget 2011-12		Income	Expenditure
	Income	Expenditure	Income	Expenditure		
105110 · Ground Water Study Street Water Harvesting	\$0	\$0	\$0	\$5,000	\$0	\$5,000
E105125 · Environmental Services Contract - Shire of Quairading	\$0	\$22,335	\$0	\$22,500	\$0	\$23,500
E105900 · General Administration	\$0	\$6,497	\$0	\$7,417	\$0	\$7,732
Sub Total - PROTECTION OF THE ENVIRONMENT OI/EXP	\$0	\$36,015	\$0	\$39,330	\$0	\$41,585
OPERATING INCOME						
I104110 · Reimbursements	(\$516)	\$0	(\$3,500)	\$0	(\$750)	\$0
Sub Total - PROTECTION OF THE ENVIRONMENT OI/INC	(\$516)	\$0	(\$3,500)	\$0	(\$750)	\$0
Total - PROTECTION OF THE ENVIRONMENT	(\$516)	\$36,015	(\$3,500)	\$39,330	(\$750)	\$41,585
TOWN PLANNING AND REGIONAL DEVELOPMENT						
OPERATING EXPENDITURE						
E106020 · Town Planning Scheme Review	\$0	\$15,805	\$0	\$20,000	\$0	\$20,000
E106030 · Consulting Fees	\$0	\$756	\$0	\$5,000	\$0	\$5,000
E106040 · Advertising	\$0	\$1,977	\$0	\$7,000	\$0	\$7,000
106050 · Legal Expenses	\$0	\$0	\$0	\$5,000	\$0	\$5,000
E106060 · Mapping Expenses Update shire Maps	\$0	\$150	\$0	\$5,000	\$0	\$5,000
E106080 · Planning Scheme Contract Planning Services - Shire of Brookton	\$0	\$40,751	\$0	\$75,000	\$0	\$80,000
E106090 · Other Expenses	\$0	\$18	\$0	\$5,000	\$0	\$5,000
E106900 · General Administration	\$0	\$36,644	\$0	\$41,834	\$0	\$43,610
Sub Total - TOWN PLAN & REG DEV OI/EXP	\$0	\$96,101	\$0	\$163,834	\$0	\$170,610
OPERATING INCOME						
I106395 · Reimbursements - Angelo Estates	\$0	\$0	\$0	\$0	\$0	\$0
I106380 · Service Fees	(\$4,486)	\$0	(\$12,500)	\$0	(\$5,000)	\$0
Sub Total - TOWN PLAN & REG DEV OI/INC	(\$4,486)	\$0	(\$12,500)	\$0	(\$5,000)	\$0
Total - TOWN PLANNING & REGIONAL DEVELOPMENT	(\$4,486)	\$96,101	(\$12,500)	\$163,834	(\$5,000)	\$170,610

Shire of Beverley

Details By function Under The Following Programme Titles
And Type Of Activities Within The Programme

	Annual Statements 2011-2012				Adopted Budget 2012-2013	
	Actual 2011-12		Adopted Budget 2011-12		Income	Expenditure
	Income	Expenditure	Income	Expenditure		
OTHER COMMUNITY AMENITIES						
OPERATING EXPENDITURE						
Public Conveniences						
E107050 · Memorial Park Ablutions						
Building Repairs						
-labour Costs					\$1,469	
-labour On Costs		\$17,368	\$0	\$9,432	\$940	\$9,948
Cleaning						
-labour Costs					\$1,975	
-labour On Costs					\$1,264	
-Material Purchases					\$600	
Electricity					\$450	
Insurance					\$250	
Other Expenses - Gas/Water/etc					\$3,000	
E105030 · Riverside Park Ablutions	\$0	\$14,418	\$0	\$9,705		\$8,567
Building Repairs						
-labour Costs					\$2,081	
-labour On Costs					\$1,332	
Cleaning						
-labour Costs					\$1,954	
-labour On Costs					\$1,250	
-Material Purchases					\$600	
Electricity					\$350	
Other Expenses - Gas/Water/etc					\$1,000	
E107040 · Niche Wall	\$0	\$756	\$0	\$3,242		\$1,797
labour Costs					\$791	
labour On Costs					\$506	
Material Purchases					\$0	
Plant operation Costs					\$0	
Other					\$500	
E107030 · Grave Digging	\$0	\$5,111	\$0	\$9,576		\$9,364
labour Costs					\$4,185	
labour On Costs					\$2,679	
Material Purchases					\$0	
Plant operation Costs					\$500	
Other					\$2,000	
E107020 · Cemetery Maintenance	\$0	\$18,562	\$0	\$16,960		\$13,741
labour Costs					\$6,976	
labour On Costs					\$4,465	
Material Purchases					\$0	
Plant operation Costs					\$300	
Water					\$0	
Other					\$2,000	
E107900 · General Administration	\$0	\$10,675	\$0	\$12,186		\$12,704
Sub Total - OTHER COMMUNITY AMENITIES OP/EXP	\$0	\$66,890	\$0	\$61,101		\$66,121

Shire of Beverley

Details By function Under The Following Programme Titles
And Type Of Activities Within The Programme

	Annual Statements 2011-2012				Adopted Budget 2012-2013	
	Actual 2011-12		Adopted Budget 2011-12		Income	Expenditure
	Income	Expenditure	Income	Expenditure		
OPERATING INCOME						
1107140 · Grave Digging Charges	(\$3,286)	\$0	(\$6,500)	\$0	(\$4,500)	\$0
1107150 · Niche Wall Charges	(\$1,238)	\$0	(\$1,000)	\$0	(\$1,000)	\$0
1107160 · Reservation of Plot Site	(\$277)	\$0	(\$250)	\$0	(\$350)	\$0
Sub Total - OTHER COMMUNITY AMENITIES OP/INC	(\$4,801)	\$0	(\$7,750)	\$0	(\$5,850)	\$0
Total - OTHER COMMUNITY AMENITIES	(\$4,801)	\$66,890	(\$7,750)	\$61,101	(\$5,850)	\$56,121
URBAN STORMWATER DRAINAGE						
OPERATING EXPENDITURE						
Sub Total - URBAN STORMWATER DRAINAGE OI/EXP	\$0	\$0	\$0	\$0	\$0	\$0
Total - URBAN STORMWATER DRAINAGE	\$0	\$0	\$0	\$0	\$0	\$0
Total - COMMUNITY AMENITIES	(\$116,794)	\$416,145	(\$124,970)	\$481,253	(\$122,425)	\$535,542

Shire of Beverley

Details By Function Under The Following Programme Titles
And Type Of Activities Within The Programme

	Annual Statements 2011-2012				Adopted Budget 2012-2013	
	Actual 2011-12		Adopted Budget 2011-12		Income	Expenditure
	Income	Expenditure	Income	Expenditure		
RECREATION & CULTURE						
PUBLIC HALL & CIVIC CENTRES						
OPERATING EXPENDITURE						
E111020 · Hall Maintenance	\$0	\$76,756	\$0	\$72,366	\$0	\$50,576
Building Repairs						
-labour Costs						\$2,142
-labour On Costs						\$1,371
Air Conditioning						\$1,000
Exit and Emergency Lights						\$5,000
Pest Control						\$5,000
Cleaning						
-labour Costs						\$10,831
-labour On Costs						\$6,932
-Material Purchases						\$1,000
Electricity						\$4,500
Insurance						\$6,800
Other Expenses - Gas/Water/etc						\$6,000
E111021 · Consultancy - Hall Conserv Plan	\$0	\$9,950	\$0	\$0	\$0	\$0
E111025 · Morbining Hall	\$0	\$441	\$0	\$371	\$0	\$500
Insurance						
E111030 · Bally Bally Hall	\$0	\$3,367	\$0	\$1,700	\$0	\$3,240
Building Repairs						
-labour Costs						\$1,000
-labour On Costs						\$640
Insurance						\$1,100
Other Expenses - Gas/Water/etc						\$500
E111035 · Old Fire Station	\$0	\$379	\$0	\$3,266	\$0	\$1,954
Building Repairs						
-labour Costs						\$612
-labour On Costs						\$392
Electricity						\$200
Insurance						\$500
Waste Removal						
Other Expenses - Gas/Water/etc						\$250
E111060 · General Administration	\$0	\$25,888	\$0	\$29,555	\$0	\$30,809
E111100 · Halls Depreciation	\$0	\$14,515	\$0	\$13,014	\$0	\$14,515
Sub Total - PUBLIC HALLS & CIVIC CENTRES OP/EXP	\$0	\$131,296	\$0	\$120,272	\$0	\$101,594

Shire of Beverley

Details By function Under The Following Programme Titles
And Type Of Activities Within The Programme

	Annual Statements 2011-2012				Adopted Budget 2012-2013	
	Actual 2011-12		Adopted Budget 2011-12		Income	Expenditure
	Income	Expenditure	Income	Expenditure		
OPERATING INCOME						
111110 - Hall Hire Charges		\$0				\$0
111115 - Government Grants - Ceiling Restoration	(\$4,647)		(\$2,575)		(\$4,500)	\$0
111120 - Government Grants - Conservation Plan	\$0		\$0		\$0	\$0
111125 - Town Hall Frontage Redevelop	\$0		(\$9,950)		(\$9,950)	\$0
	\$0		\$0		\$0	\$0
Sub Total - PUBLIC HALLS & CIVIC CENTRES OP/INC	(\$4,647)	\$0	(\$12,525)		(\$14,450)	\$0
Total - PUBLIC HALL & CIVIC CENTRES	(\$4,647)	\$131,296	(\$12,525)	\$120,272	(\$14,450)	\$101,594
OTHER RECREATION & SPORT						
OPERATING EXPENDITURE						
Public Parks, Gardens, Reserves Maintenance						
E113005 - Parks & Gardens Mice	\$0	\$110,092	\$0	\$97,650	\$0	\$96,276
Ground Mice						
-labour Costs						\$46,784
-labour On Costs						\$29,942
-Plant On Costs						\$2,000
-Material Purchases						\$6,000
Electricity						\$5,500
Insurance						\$50
Other Expenses						\$6,000
E113006 - Rec Ground - Consultancy Fees	\$0	\$8,247	\$0	\$0	\$0	\$0
E113010 - Rec Grounds - Amenities Buildin	\$0	\$22,019	\$0	\$24,482	\$0	\$20,985
Building Repairs						
-labour Costs						\$4,040
-labour On Costs						\$2,586
Cleaning						
-labour Costs						\$4,670
-labour On Costs						\$2,989
-Material Purchases						\$600
Insurance						\$1,100
Other Expenses - Gas/Water/etc						\$5,000
E113011 - Rec Grounds - Changerooms	\$0	\$9,768	\$0	\$16,843	\$0	\$16,221
Plumbing						
Building Repairs						
-labour Costs						\$1,591
-labour On Costs						\$1,019
Cleaning						
-labour Costs						\$3,299

Shire of Beverley

Details By function Under The Following Programme Titles
And Type Of Activities Within The Programme

	Annual Statements 2011-2012				Adopted Budget 2012-2013	
	Actual 2011-12		Adopted Budget 2011-12		Income	Expenditure
	Income	Expenditure	Income	Expenditure		
-labour On Costs		\$0			\$2,112	
-Material Purchases		\$0			\$700	
Electricity		\$0			\$0	
Insurance		\$0			\$2,500	
Other Expenses - Gas/Water/etc		\$0			\$4,000	
E113015 · Rec Grounds - Exhibition Shed	\$0	\$7,327	\$0	\$9,293	\$0	\$6,008
Plumbing					\$2,000	
Building Repairs					\$1,255	
-labour Costs					\$803	
-labour On Costs					\$450	
Insurance					\$1,500	
Other Expenses - Gas/Water/etc						
E113020 · Rec Grounds - Poultry Shed	\$0	\$125	\$0	\$691	\$0	\$742
Building Repairs						
-labour Costs					\$245	
-labour On Costs					\$157	
-Material Purchases					\$200	
Insurance					\$140	
E113025 · Rec Grounds - Ram Shed	\$0	\$1,653	\$0	\$1,921	\$0	\$1,602
Building Repairs						
-labour Costs					\$245	
-labour On Costs					\$157	
-Material Purchases					\$500	
Insurance					\$700	
E113030 · Racecourse Buildings	\$0	\$1,443	\$0	\$2,357	\$0	\$2,602
Building Repairs						
-labour Costs					\$306	
-labour On Costs					\$196	
-Material Purchases					\$400	
Electricity					\$500	
Insurance					\$1,200	
E113035 · Racecourse Reserve	\$0	\$1,631	\$0	\$1,989	\$0	\$2,200
Ground Mice						
-labour Costs					\$884	
-labour On Costs					\$566	
-Plant On Costs					\$600	
Other Expenses					\$150	
E113040 · Hockey Club Changerooms	\$0	\$12,254	\$0	\$721	\$0	\$811
Building Repairs						
-labour Costs					\$153	
-labour On Costs					\$98	
-Material Purchases					\$200	
Insurance					\$360	

Shire of Beverley

Details By function Under The Following Programme Titles
And Type Of Activities Within The Programme

	Annual Statements 2011-2012				Adopted Budget 2012-2013	
	Actual 2011-12		Adopted Budget 2011-12		Income	Expenditure
	Income	Expenditure	Income	Expenditure		
E113045 · Rec Grounds - Unspecified Mtce	\$0	\$14,829	\$0	\$0	\$0	\$0
E113050 · Recreation Ground	\$0	\$114,093	\$0	\$128,716	\$0	\$119,593
Ground Mtce						
-labour Costs					\$52,343	
-labour On Costs					\$33,500	
-Plant On Costs					\$2,000	
-Material Purchases					\$2,000	
Electricity					\$4,500	
Insurance					\$750	
Other Expenses					\$24,500	
E113055 · Rec Grounds - Council Dam	\$0	\$2,963	\$0	\$6,899	\$0	\$7,062
Retiulation					\$2,500	
Ground Mtce						
-labour Costs					\$884	
-labour On Costs					\$566	
-Plant On Costs					\$300	
Electricity					\$2,500	
Insurance					\$12	
Other Expenses					\$300	
E113065 · Reserve/Leases	\$0	\$9,378	\$0	\$3,239	\$0	\$24,950
Ground Mtce						
-labour Costs					\$884	
-labour On Costs					\$566	
Lease Payments					\$22,800	
Other Expenses					\$700	
Other						
E113070 · Contributions Various	\$0	\$1,818	\$0	\$4,000	\$0	\$4,000
E113075 · Insurance Bowling Club	\$0	\$5,523	\$0	\$3,900	\$0	\$5,800
E113080 · Insurance Pony Club	\$0	\$111	\$0	\$350	\$0	\$130
E113072 · Reimb - Storm Damage 29 Jan 11	\$0	\$198,174	\$0	\$0	\$0	\$0
E113085 · Donations	\$0	\$9,545	\$0	\$10,600	\$0	\$11,100
Lions Club- Australia Day					\$600	
Beverley Referral and Community Services					\$2,000	
Agricultural Society					\$1,500	
Beverley Art Gallery Society					\$6,000	
Other					\$1,000	
E113097 · Loan Interest - Oval Water Supp	\$0	\$2,355	\$0	\$2,338	\$0	\$1,662
E113098 · Loan 117-Interest Bowls Surface	\$0	\$8,703	\$0	\$8,634	\$0	\$8,007
000000 · Loan Repayment - Interest Recreation Facility	\$0	\$0	\$0	\$0	\$0	\$0
E113110 · Gym Equipment Maintenance	\$0	\$27	\$0	\$5,000	\$0	\$3,000
E113900 · General Administration	\$0	\$92,746	\$0	\$105,885	\$0	\$110,378
E113100 · Depreciation	\$0	\$35,901	\$0	\$33,301	\$0	\$35,901
Sub Total - OTHER RECREATION & SPORT OP/EXP	\$0	\$670,725	\$0	\$468,809	\$0	\$479,030

Shire of Beverley

Details By function Under The Following Programme Titles
And Type Of Activities Within The Programme

	Annual Statements 2011-2012				Adopted Budget 2012-2013	
	Actual 2011-12		Adopted Budget 2011-12		Income	Expenditure
	Income	Expenditure	Income	Expenditure		
OPERATING INCOME						
1113110 - Insurance Reimbursements	(\$4,209)	\$0	(\$4,250)	\$0	(\$5,930)	\$0
1113141 - Charges - Ulinga Park (MXT)	(\$1,000)	\$0	\$0	\$0	\$0	\$0
1113130 - Charges Recreation Ground	(\$4,673)	\$0	(\$3,500)	\$0	(\$5,500)	\$0
1113140 - Charges Leases/Reserves	(\$46,217)	\$0	(\$50,839)	\$0	(\$44,220)	\$0
1113150 - Charges Racecourse	(\$1,136)	\$0	(\$1,000)	\$0	(\$1,200)	\$0
1113191 - Bev Gym - Membership	(\$4,745)	\$0	(\$5,150)	\$0	(\$5,150)	\$0
000000 - Government Grants - R4R CLGF - Recreation Centre 10/11	\$0	\$0	(\$381,821)	\$0	(\$381,821)	\$0
1113192 - Grant - R4R - Recreation Centre	(\$905,977)	\$0	(\$905,977)	\$0	\$0	\$0
1113190 - Reimbur Loan 117 - Bowling Club	(\$8,741)	\$0	(\$8,634)	\$0	(\$8,007)	\$0
000000 - CSRFF Grant - Recreation Facility	\$0	\$0	(\$576,655)	\$0	(\$576,655)	\$0
000000 - CSRFF Grant - Netball Courts	\$0	\$0	\$0	\$0	(\$50,000)	\$0
1113195 - Charges - Sports4All & Kidsport	(\$1,000)	\$0	\$0	\$0	\$0	\$0
1113194 - Income - Storm Damage 29 Jan 11	(\$350,410)	\$0	\$0	\$0	\$0	\$0
1113193 - Crop Committee Cheque Acct	(\$35,000)	\$0	\$0	\$0	\$0	\$0
Sub Total - OTHER RECREATION & SPORT OP/INC	(\$1,363,108)	\$0	(\$1,937,826)	\$0	(\$1,078,483)	\$0
Total - OTHER RECREATION & SPORT	(\$1,363,108)	\$670,725	(\$1,937,826)	\$468,809	(\$1,078,483)	\$479,030
SWIMMING POOL						
OPERATING EXPENDITURE						
E112001 - Swimming Pool Salary/Contract	\$0	\$59,950	\$0	\$55,000	\$0	\$65,000
E112002 - Swimming Pool Mice	\$0	\$73,832	\$0	\$59,913	\$0	\$68,517
Electrical						
-labour Costs					\$7,000	
-labour On Costs					\$2,937	
-Material Purchases					\$1,880	
Pest Control					\$20,000	
Electricity					\$500	
Insurance					\$19,000	
Other Expenses - Gas/Water/etc					\$5,200	
000000 - Swimming Pool- 50th birthday celebrations					\$12,000	
Live outside broadcast					\$0	\$3,500
Other					\$1,500	
E112900 - General Administration	\$0	\$29,172	\$0	\$33,303	\$0	\$34,718
E112100 - Depreciation	\$0	\$773	\$0	\$816	\$0	\$773
Sub Total - SWIMMING POOL OP/EXP	\$0	\$163,727	\$0	\$149,032	\$0	\$172,508
OPERATING INCOME						
112110 - Government Grants- Swimming Pool	\$0	\$0	(\$3,000)	\$0	(\$6,000)	\$0
1112120 - Swimming Pool Fees Daily	(\$4,005)	\$0	(\$3,450)	\$0	(\$4,500)	\$0
1112130 - Swimming Pool Fees Season	(\$3,330)	\$0	(\$3,000)	\$0	(\$3,500)	\$0

Shire of Beverley

Details By Function Under The Following Programme Titles
And Type Of Activities Within The Programme

	Annual Statements 2011-2012				Adopted Budget 2012-2013	
	Actual 2011-12		Adopted Budget 2011-12		Income	Expenditure
	Income	Expenditure	Income	Expenditure		
Sub Total - SWIMMING POOL OP/INC	(\$7,336)	\$0	(\$9,450)	\$0	(\$14,000)	\$0
Total - SWIMMING POOL	(\$7,336)	\$163,727	(\$9,450)	\$149,032	(\$14,000)	\$172,508
LIBRARIES						
OPERATING EXPENDITURE						
E114020 · Salaries	\$0	\$19,557	\$0	\$18,000	\$0	\$19,254
114021 · Superannuation	\$0	\$0	\$0	\$1,620	\$0	\$1,732
E114022 · Workers Compensation	\$0	\$0	\$0	\$576	\$0	\$632
E114025 · Other Library Expenses	\$0	\$4,165	\$0	\$2,700	\$0	\$4,930
Insurance	\$0	\$0	\$0	\$0	\$130	\$0
Other Expenses - Gas/Water/etc	\$0	\$0	\$0	\$0	\$2,500	\$0
Printing/Stationery/Postage	\$0	\$0	\$0	\$0	\$2,000	\$0
Library Books Replacement	\$0	\$0	\$0	\$0	\$300	\$0
E114900 · General Administration	\$0	\$3,421	\$0	\$3,905	\$0	\$4,072
E114100 · Depreciation	\$0	\$212	\$0	\$228	\$0	\$212
Sub Total - LIBRARIES OP/EXP	\$0	\$27,354	\$0	\$27,029	\$0	\$30,832
OPERATING INCOME						
114120 · Photocopying Charges	(\$191)	\$0	(\$515)	\$0	(\$250)	\$0
114110 · Lost Books/Card Fees	(\$46)	\$0	(\$515)	\$0	(\$50)	\$0
Sub Total - LIBRARIES OP/INC	(\$237)	\$0	(\$515)	\$0	(\$300)	\$0
Total - LIBRARIES	(\$237)	\$27,354	(\$515)	\$27,029	(\$300)	\$30,832
OTHER CULTURE						
OPERATING EXPENDITURE						
E117010 · Courthouse	\$0	\$7,528	\$0	\$14,605	\$0	\$16,269
Building Repairs						\$1,347
-labour Costs						\$862
-labour On Costs						\$7,000
-Material Purchases						
Cleaning						\$2,171
-labour Costs						\$1,389
-labour On Costs						\$500
-Material Purchases						\$300
Electricity						\$1,700
Insurance						\$1,000
Other Expenses - Gas/Water/etc						
E117015 · Art Gallery - Exhibition	\$0	\$2,600	\$0	\$2,600	\$0	\$2,600

Shire of Beverley

Details By function Under The Following Programme Titles
And Type Of Activities Within The Programme

	Annual Statements 2011-2012				Adopted Budget 2012-2013	
	Actual 2011-12		Adopted Budget 2011-12		Income	Expenditure
	Income	Expenditure	Income	Expenditure		
E117020 · Art Gallery - Maintenance	\$0	\$64	\$0	\$1,300	\$0	\$1,300
E117025 · Railway Station	\$0	\$10,688	\$0	\$29,035	\$0	\$20,229
Building Repairs						
-labour Costs				\$4,652		
Fire Services				\$2,977		
Pest Control				\$1,600		
Insurance				\$1,000		
Other Expenses - Gas/Water/etc				\$3,000		
E117900 · General Administration	\$0	\$11,992	\$0	\$13,691	\$0	\$14,272
E117100 · Depreciation	\$0	\$484	\$0	\$484	\$0	\$484
Sub Total - OTHER CULTURE OI/EXP	\$0	\$33,356	\$0	\$61,715	\$0	\$55,154
OPERATING INCOME						
I117130 · Sale of History Books	(\$599)	\$0	(\$515)	\$0	(\$600)	\$0
000000 · Government Grants - RIFP Railway Station	\$0	\$0	\$0	\$0	\$0	\$0
I117151 · Grant - 10/11 Riwy Stn	\$0	\$0	\$0	\$0	\$0	\$0
I117120 · Grant - 09/10 Riwy Stn	\$0	\$0	\$0	\$0	\$0	\$0
I117152 · Dry Season Assistance Scheme	\$0	\$0	\$0	\$0	\$0	\$0
Sub Total - OTHER CULTURE OI/INC	(\$599)	\$0	(\$515)	\$0	(\$600)	\$0
Total - OTHER CULTURE	(\$599)	\$33,356	(\$515)	\$61,715	(\$600)	\$55,154
Total - RECREATION AND CULTURE	(\$1,375,927)	\$1,026,458	(\$1,960,831)	\$826,857	(\$1,107,833)	\$839,118

Shire of Beverley

Details By function Under The Following Programme Titles
And Type Of Activities Within The Programme

	Annual Statements 2011-2012				Adopted Budget 2012-2013	
	Actual 2011-12		Adopted Budget 2011-12		Income	Expenditure
	Income	Expenditure	Income	Expenditure		
TRANSPORT						
STREETS, RD, BRIDGES, DEPOT - CONSTRUCTION						
OPERATING EXPENDITURE						
Sub Total - ST, RDS, BRIDGES, DEPOT - CONST OP/EXP	\$0	\$0	\$0	\$0	\$0	\$0
OPERATING INCOME						
1121020 - RRG Project Grants						
1121030 - Direct Road Grants	(\$250,000)	\$0	(\$250,000)	\$0	(\$294,177)	\$0
1121040 - Roads to Recovery Grants	(\$69,243)	\$0	(\$69,243)	\$0	(\$78,178)	\$0
1121035 - Black Spot Funding	(\$223,115)	\$0	(\$223,115)	\$0	(\$228,220)	\$0
1121071 - Special Funding Bridges - 5158	(\$10,585)	\$0	(\$10,585)	\$0	(\$62,323)	\$0
000000 - Government Grants - Special Bridge Funding	(\$60,000)	\$0	\$0	\$0	\$0	\$0
1121070 - Special Funding Bridges - 3221A	\$0	\$0	(\$132,000)	\$0	(\$584,000)	\$0
032015 - LGGC Local Roads Grant	(\$72,000)	\$0	\$0	\$0	\$0	\$0
	(\$544,741)	\$0	\$0	\$0	(\$189,320)	\$0
Sub Total - ST, RDS, BRIDGES, DEPOT - CONST OP/INC	(\$1,229,684)	\$0	(\$684,943)	\$0	(\$1,436,218)	\$0
Total - ST, RDS, BRIDGES, DEPOT - CONST	(\$1,229,684)	\$0	(\$684,943)	\$0	(\$1,436,218)	\$0
STREETS,ROADS, BRIDGES, DEPOTS - MAINTENANCE						
OPERATING EXPENDITURE						
E122030 - Road Maintenance	\$0	\$633,072	\$0	\$424,099	\$0	\$671,961
E122031 - Bridge Maintenance	\$0	\$15,671	\$0	\$52,315	\$0	\$56,108
E122035 - Road Inventory Control	\$0	\$4,735	\$0	\$9,177	\$0	\$4,944
E122040 - Depot Maintenance	\$0	\$18,651	\$0	\$14,318	\$0	\$13,351
Building Repairs						
-labour Costs						\$520
-labour On Costs						\$333
Cleaning						\$1,828
-labour Costs						\$1,170
-labour On Costs						\$300
-Material Purchases						\$2,500
Electricity						\$1,200
Insurance						\$4,000
Test underground Tanks						\$1,500
Other Expenses - Gas/Water/etc						\$1,163
E122045 - Depot Yard	\$0	\$7,630	\$0	\$4,827	\$0	\$4,907
labour Costs						\$744
labour On Costs						\$2,000
Material Purchases						\$0
Plant operation Costs						\$0

Shire of Beverley

Details By Function Under The Following Programme Titles
And Type Of Activities Within The Programme

	Annual Statements 2011-2012				Adopted Budget 2012-2013	
	Actual 2011-12		Adopted Budget 2011-12		Income	Expenditure
	Income	Expenditure	Income	Expenditure		
		\$0	\$0	\$0	\$1,000	
E122050 · Street Lighting		\$23,533	\$0	\$0	\$26,000	\$0
		\$0	\$0	\$0	\$0	\$26,000
E122055 · Street Cleaning		\$4,938	\$0	\$0	\$9,000	\$0
E122060 · Street Trees		\$38,785	\$0	\$0	\$19,600	\$0
	Other					
	labour Costs				\$12,184	
	labour On Costs				\$7,798	
	Material Purchases				\$20,000	
	Plant operation Costs				\$5,994	
	Other				\$0	
E122065 · Street Signs		\$8,965	\$0	\$0	\$14,857	\$0
	labour Costs				\$4,046	
	labour On Costs				\$2,589	
	Material Purchases				\$5,000	
	Plant operation Costs				\$1,200	
	Other				\$0	
E122070 · Footpath Maintenance		\$18,863	\$0	\$0	\$22,800	\$0
	labour Costs				\$7,952	
	labour On Costs				\$5,090	
	Material Purchases				\$4,000	
	Plant operation Costs				\$3,000	
	Other				\$0	
E122075 · Traffic Signs & Control Equip.		\$1,228	\$0	\$0	\$5,000	\$0
E122505 · Storm Damage 29 Jan 2011		\$852,000	\$0	\$0	\$0	\$0
E122296 · General Administration		\$128,071	\$0	\$0	\$146,214	\$0
E122100 · Depreciation		\$591,534	\$0	\$0	\$581,677	\$0
Sub Total - MTCE STREETS ROADS DEPOTS OPI/EXP		\$2,347,673	\$0	\$0	\$1,329,884	\$0
OPERATING INCOME						
I122020 · Road Maintenance Charge		\$0	(\$24,000)	(\$14,500)	\$0	(\$14,500)
I122030 · Subdivision Receipts			\$0	(\$726)	\$0	(\$500)
I121060 · Contributions to Works			\$0	(\$849,851)	\$0	\$0
I122040 · Reimbursements - Airfield		\$0	(\$212)	(\$7,957)	\$0	(\$700)
Sub Total - MTCE STREETS ROADS DEPOTS OPI/INC		\$0	(\$24,212)	(\$873,034)	\$0	(\$15,700)
Total - MTCE STREETS ROADS DEPOTS		\$2,347,673	(\$24,212)	(\$873,034)	\$1,329,884	(\$15,700)
						\$1,612,576

Shire of Beverley

Details By Function Under The Following Programme Titles
And Type Of Activities Within The Programme

	Annual Statements 2011-2012				Adopted Budget 2012-2013	
	Actual 2011-12		Adopted Budget 2011-12		Income	Expenditure
	Income	Expenditure	Income	Expenditure		
TRAFFIC CONTROL						
OPERATING EXPENDITURE						
E124020 · Aerodrome Maintenance	\$0	\$12,421	\$0	\$9,092	\$0	\$7,871
labour Costs		\$0		\$0		\$2,604
labour On Costs		\$0		\$0		\$1,667
Material Purchases		\$0		\$0		\$0
Plant operation Costs		\$0		\$0		\$600
Other including spraying		\$0		\$0		\$3,000
E124030 · Salaries - DPI Licensing	\$0	\$20,135	\$0	\$19,500	\$0	\$19,931
124031 · Superannuation - DPI Licensing	\$0	\$0	\$0	\$1,755	\$0	\$1,771
E124032 · Workers Comp - DPI Licensing	\$0	\$0	\$0	\$650	\$0	\$632
E124040 · DPI Licensing Other Expenses	\$0	\$1,884	\$0	\$2,000	\$0	\$2,000
E124900 · General Administration	\$0	\$7,037	\$0	\$8,033	\$0	\$8,375
000000 · Depreciation	\$0	\$0	\$0	\$0	\$0	\$0
Sub Total - TRAFFIC CONTROL OI/EXP	\$0	\$41,477	\$0	\$41,030	\$0	\$40,580
OPERATING INCOME						
I122080 · Licensing Commissions	(\$37,129)	\$0	(\$40,000)	\$0	(\$40,000)	\$0
I122050 · Lease Fees - Aerodrome	(\$4,709)	\$0	(\$2,000)	\$0	(\$4,709)	\$0
I122070 · Licensing Reimbursements	(\$962)	\$0	\$0	\$0	(\$1,000)	\$0
Sub Total - TRAFFIC CONTROL OPI/INC	(\$42,799)	\$0	(\$42,000)	\$0	(\$45,709)	\$0
Total - TRAFFIC CONTROL	(\$42,799)	\$41,477	(\$42,000)	\$41,030	(\$45,709)	\$40,580
Total - TRANSPORT	(\$2,145,517)	\$2,389,150	(\$751,155)	\$1,370,914	(\$1,497,627)	\$1,653,156

Shire of Beverley

Details By Function Under The Following Programme Titles
And Type Of Activities Within The Programme

	Annual Statements 2011-2012				Adopted Budget 2012-2013	
	Actual 2011-12		Adopted Budget 2011-12		Income	Expenditure
	Income	Expenditure	Income	Expenditure		
ECONOMIC SERVICES						
RURAL SERVICES						
OPERATING EXPENDITURE						
E131010 · Noxious Weeds	\$0	\$27,501	\$0	\$18,065	\$0	\$21,641
labour Costs					\$6,976	
labour On Costs					\$4,465	
Material Purchases					\$8,000	
Plant operation Costs					\$2,200	
Other					\$0	
E131020 · Vermin Control	\$0	\$442	\$0	\$2,060	\$0	\$500
E131900 · General Administration	\$0	\$4,672	\$0	\$5,333	\$0	\$5,560
E131098 · Depreciation - Rural Services	\$0	\$0	\$0	\$0	\$0	\$0
Sub Total - RURAL SERVICES OP/EXP	\$0	\$32,615	\$0	\$25,458	\$0	\$27,701
OPERATING INCOME						
I131020 · Vermin Control	(\$32)	\$0	(\$500)	\$0	(\$250)	\$0
Sub Total - RURAL SERVICES OP/INC	(\$32)	\$0	(\$500)	\$0	(\$250)	\$0
Total - RURAL SERVICES	(\$32)	\$32,615	(\$500)	\$25,458	(\$250)	\$27,701
TOURISM AND AREA PROMOTION						
OPERATING EXPENDITURE						
E132020 · Tourism & Area Promotion	\$0	\$4	\$0	\$250	\$0	\$250
E132025 · Caravan Park	\$0	\$26,200	\$0	\$28,482	\$0	\$28,623
Building Repairs					\$4,953	
-labour Costs					\$3,170	
-labour On Costs					\$2,500	
-Material Purchases					\$12,000	
Electricity					\$6,000	
Other Expenses - Gas/Water/etc						
E132026 · Caravan Park Refunds	\$0	\$105	\$0	\$0	\$0	\$0
E132030 · Caravan Park Ablutions	\$0	\$2,934	\$0	\$4,489	\$0	\$4,400
Building Repairs					\$850	
-labour Costs					\$550	
-labour On Costs					\$1,000	
-Material Purchases					\$600	
Electricity						
Insurance					\$400	
Other Expenses - Gas/Water/etc					\$1,000	

Shire of Beverley

Details By function Under The Following Programme Titles
And Type Of Activities Within The Programme

	Annual Statements 2011-2012				Adopted Budget 2012-2013	
	Actual 2011-12		Adopted Budget 2011-12		Income	Expenditure
	Income	Expenditure	Income	Expenditure		
E132040 · Building Incentive Scheme	\$0	\$0	\$0	\$2,500	\$0	\$2,500
E132045 · Beverley Tourist Development	\$0	\$6,000	\$0	\$6,365	\$0	\$6,000
E132035 · Loan 116 Interest-Caravan Park	\$0	\$3,469	\$0	\$3,426	\$0	\$2,786
E132055 · Aeronautical Museum	\$0	\$3,072	\$0	\$26,801	\$0	\$14,296
Building Repairs						
-labour Costs					\$2,632	
-labour On Costs					\$1,684	
-Material Purchases					\$5,000	
-labour Costs					\$500	
Electricity					\$800	
Insurance					\$3,680	
Fencing						
E132060 · Historical Society	\$0	\$2,000	\$0	\$1,030	\$0	\$1,000
E132065 · Dead Finish Museum	\$0	\$3,298	\$0	\$6,534	\$0	\$8,907
Electrical					\$200	
Building Repairs						
-labour Costs					\$1,163	
-labour On Costs					\$744	
-Material Purchases					\$3,500	
Fire Services					\$100	
Electricity					\$500	
Insurance					\$2,000	
Other Expenses - Gas/Water/etc					\$700	
E132070 · Avondale	\$0	\$11,649	\$0	\$17,296	\$0	\$24,444
Building Repairs						
-labour Costs					\$698	
-labour On Costs					\$446	
-Plant Op Costs					\$300	
-Material Purchases					\$500	
Other Expenses - Gas/Water/etc					\$22,500	
E132071 · Avondale - Staff Expenses	\$143,155		\$0	\$0	\$0	\$155,000
E132075 · Avon Valley Tourist Association	\$3,500		\$0	\$3,750	\$0	\$3,750
000000 · Restoration Reserve Pool - Crown Reserve 833 const fence	\$0	\$0	\$0	\$0	\$0	\$7,200
E132900 · General Administration	\$35,349		\$0	\$40,356	\$0	\$42,069
E132100 · Depreciation	\$5,290		\$0	\$928	\$0	\$5,290
Sub Total - TOURISM & AREA PROMOTION OP/EXP	\$0	\$246,025	\$0	\$142,207	\$0	\$306,515
OPERATING INCOME						
1132110 · C/ Park Fees - Permanent	(\$7,807)	\$0	(\$8,000)	\$0	\$0	\$0
1132120 · C/ Park Fees - Temporary	(\$21,479)	\$0	(\$17,000)	\$0	\$0	\$0
1132071 · Avondale - Salary Reimbursement	(\$154,361)	\$0	\$0	\$0	(\$155,000)	\$0
000000 · Grants - Wheatbelt Natural Resource Management Inc	\$0	\$0	\$0	\$0	(\$4,500)	\$0
Sub Total - TOURISM & AREA PROMOTION OP/INC	(\$183,647)	\$0	(\$25,000)	\$0	(\$159,500)	\$0
Total - TOURISM & AREA PROMOTION	(\$183,647)	\$246,025	(\$25,000)	\$142,207	(\$159,500)	\$306,515

Shire of Beverley

Details By Function Under The Following Programme Titles
And Type Of Activities Within The Programme

	Annual Statements 2011-2012				Adopted Budget 2012-2013	
	Actual 2011-12		Adopted Budget 2011-12		Income	Expenditure
	Income	Expenditure	Income	Expenditure		
BUILDING CONTROL						
OPERATING EXPENDITURE						
E133015 - Contract Building Surveyor	\$0	\$40,275	\$0	\$50,000	\$0	\$50,000
E133020 - Building Control Other	\$0	\$32	\$0	\$550	\$0	\$500
E133030 - Legal Expenses	\$0	\$0	\$0	\$5,000	\$0	\$5,000
E133900 - General Administration	\$0	\$29,377	\$0	\$33,538	\$0	\$34,961
Sub Total - BUILDING CONTROL OI/EXP	\$0	\$69,684	\$0	\$89,088	\$0	\$90,461
OPERATING INCOME						
I133147 - Commissions BC/TF, BRB	(\$427)	\$0	\$0	\$0	(\$150)	\$0
I133110 - Building Permit Fees	(\$8,539)	\$0	(\$14,000)	\$0	(\$10,000)	\$0
I133151 - Prosecutions Income (Fines)	(\$400)	\$0	\$0	\$0	\$0	\$0
I133145 - Building Fees - Septic Tanks	(\$1,110)	\$0	(\$1,500)	\$0	(\$1,500)	\$0
I133152 - Reimbursement Legal Fees	(\$815)	\$0	\$0	\$0	\$0	\$0
I33152 - Reimbursements - Legal Fees	\$0	\$0	(\$1,000)	\$0	(\$1,000)	\$0
I133141 - BAC Fines	(\$891)	\$0	\$0	\$0	\$0	\$0
Sub Total - BUILDING CONTROL OI/INC	(\$12,182)	\$0	(\$16,500)	\$0	(\$12,650)	\$0
Total - BUILDING CONTROL	(\$12,182)	\$69,684	(\$16,500)	\$89,088	(\$12,650)	\$90,461
ECONOMIC DEVELOPMENT						
OPERATING EXPENDITURE						
E134010 - Naturalist Club Office	\$0	\$0	\$0	\$1,772	\$0	\$1,803
Building Repairs					\$490	
-labour Costs					\$313	
-labour On Costs					\$1,000	
-Material Purchases					\$0	
E135010 - Blarney Production	\$0	\$18,841	\$0	\$21,500	\$0	\$22,000
Production Costs		\$0		\$0	\$12,000	
Materials		\$0		\$0	\$6,000	
Photocopier Maintenance		\$0		\$0	\$4,000	
E135900 - General Administration	\$0	\$5,485	\$0	\$7,559	\$0	\$6,528
E135011 - Blarney - Reimbursements	\$0	\$145	\$0	\$0	\$0	\$0
Sub Total - ECONOMIC DEVELOPMENT OI/EXP	\$0	\$24,471	\$0	\$30,831	\$0	\$30,331

Shire of Beverley

Details By Function Under The Following Programme Titles
And Type Of Activities Within The Programme

	Annual Statements 2011-2012				Adopted Budget 2012-2013	
	Actual 2011-12		Adopted Budget 2011-12		Income	Expenditure
	Income	Expenditure	Income	Expenditure		
OPERATING INCOME						
I134120 - Blarney	(\$24,665)	\$0	(\$25,000)	\$0	(\$25,000)	\$0
Sub Total - ECONOMIC DEVELOPMENT OP/INC	(\$24,665)	\$0	(\$25,000)	\$0	(\$25,000)	\$0
Total - ECONOMIC DEVELOPMENT	(\$24,665)	\$24,471	(\$25,000)	\$30,831	(\$25,000)	\$30,331
OTHER ECONOMIC SERVICES						
OPERATING EXPENDITURE						
E136110 - Public Standpipes	\$0	\$9,791	\$0	\$17,996	\$0	\$17,644
labour Costs					\$698	
labour On Costs					\$446	
Material Purchases					\$1,500	
Water					\$12,000	
Other including ground filling device (2)					\$3,000	
E136900 - General Administration	\$0	\$5,286	\$0	\$5,851	\$0	\$6,291
Sub Total - OTHER ECONOMIC SERVICES OI/EXP	\$0	\$15,077	\$0	\$23,847	\$0	\$23,935
OPERATING INCOME						
I134110 - Public Standpipes	(\$8,295)	\$0	(\$23,000)	\$0	(\$17,000)	\$0
Sub Total - OTHER ECONOMIC SERVICES OI/INC	(\$8,295)	\$0	(\$23,000)	\$0	(\$17,000)	\$0
Total - OTHER ECONOMIC SERVICES	(\$8,295)	\$15,077	(\$23,000)	\$23,847	(\$17,000)	\$23,935
Total - ECONOMIC SERVICES	(\$228,821)	\$387,871	(\$89,500)	\$311,431	(\$214,400)	\$478,943

Shire of Beverley

Details By Function Under The Following Programme Titles
And Type Of Activities Within The Programme

	Annual Statements 2011-2012				Adopted Budget 2012-2013	
	Actual 2011-12		Adopted Budget 2011-12		Income	Expenditure
	Income	Expenditure	Income	Expenditure		
OTHER PROPERTY AND SERVICES						
PRIVATE WORKS						
OPERATING EXPENDITURE						
E141020 · Private Works	\$0	\$16,143	\$0	\$16,264	\$0	\$17,352
labour Costs					\$6,312	
labour On Costs					\$4,040	
Material Purchases					\$0	
Plant operation Costs					\$6,500	
Other					\$500	
E141900 · General Administration	\$0	\$4,234	\$0	\$4,833	\$0	\$5,039
Sub Total - PRIVATE WORKS OI/EXP	\$0	\$20,377	\$0	\$21,097	\$0	\$22,391
OPERATING INCOME						
I141110 · Private Works Charges	(\$13,883)	\$0	(\$20,600)	\$0	(\$20,000)	\$0
Sub Total - PRIVATE WORKS OI/INC	(\$13,883)	\$0	(\$20,600)	\$0	(\$20,000)	\$0
Total - PRIVATE WORKS	(\$13,883)	\$20,377	(\$20,600)	\$21,097	(\$20,000)	\$22,391
PUBLIC WORKS OVERHEADS						
OPERATING EXPENDITURE						
E143005 · Insurance	\$0	\$35,804	\$0	\$28,345	\$0	\$27,566
Workers Compensation					\$26,651	
Salary Continuance					\$655	
Transit					\$260	
E143010 · Superannuation	\$0	\$75,146	\$0	\$79,853	\$0	\$93,846
E143055 · Advertising	\$0	\$0	\$0	\$2,000	\$0	\$2,000
E143015 · Sick & Holiday Pay	\$0	\$105,102	\$0	\$112,358	\$0	\$124,988
E143020 · Long Service Leave	\$0	\$21,346	\$0	\$0	\$0	\$0
E143025 · Other Salaries	\$0	\$91,148	\$0	\$76,690	\$0	\$80,420
E143030 · Protective Clothing	\$0	\$6,229	\$0	\$8,000	\$0	\$10,000
E143035 · Travelling & Conf. Expenses	\$0	\$175	\$0	\$2,000	\$0	\$2,000
E143040 · Service Pay & Indust. Allow	\$0	\$28,950	\$0	\$27,000	\$0	\$24,278
E143045 · Occ Health & Safety	\$0	\$9,329	\$0	\$16,100	\$0	\$17,060
Safety Training		\$0			\$3,000	
Safety Equipment		\$0			\$1,000	
Worksafe Plan and Policy development		\$0			\$3,000	
Subscriptions IFAP and PBF		\$0			\$2,060	
Other		\$0			\$1,000	

Shire of Beverley

Details By Function Under The Following Programme Titles
And Type Of Activities Within The Programme

	Annual Statements 2011-2012				Adopted Budget 2012-2013	
	Actual 2011-12		Adopted Budget 2011-12		Income	Expenditure
	Income	Expenditure	Income	Expenditure		
		\$0			\$7,000	
<i>Regional Risk Coordinator</i>						
E146011 · Worker's Compensation	\$0	\$0	\$0	\$0	\$0	\$0
143050 · Human Resource Management	\$0	\$0	\$0	\$3,000	\$0	\$3,000
E143060 · Training Courses	\$0	\$15,472	\$0	\$7,000	\$0	\$10,000
E143065 · Fringe Benefits Tax	\$0	\$3,125	\$0	\$8,225	\$0	\$4,000
E143070 · Other	\$0	\$2,182	\$0	\$5,500	\$0	\$5,000
E143910 · Annual Leave	\$0	\$11,428	\$0	\$0	\$0	\$11,000
E143900 · General Administration	\$0	\$99,828	\$0	\$114,780	\$0	\$118,806
E143999 · LESS PWOH Allocated-Projects	\$0	(\$490,705)	\$0	(\$490,851)	\$0	(\$533,964)
Sub Total - PUBLIC WORKS O/HEADS OP/EXP	\$0	\$14,559	\$0	(\$0)	\$0	\$0
OPERATING INCOME						
I143100 · Annual & Long Svce Reimb	\$0	\$0	\$0	\$0	\$0	\$0
I146110 · Reimb - Workers Comp.	\$0	\$0	\$0	\$0	\$0	\$0
I143105 · Training Subsidies	(\$5,455)	\$0	\$0	\$0	\$0	\$0
Sub Total - PUBLIC WORKS O/HEADS OP/INC	(\$5,455)	\$0	\$0	\$0	\$0	\$0
Total - PUBLIC WORKS OVERHEADS	(\$5,455)	\$14,559	\$0	(\$0)	\$0	\$0
PLANT OPERATION COSTS						
OPERATING EXPENDITURE						
E144005 · Fuels & Oils	\$0	\$145,124	\$0	\$160,000	\$0	\$160,000
E144006 · Plant Licensing	\$0	\$4,543	\$0	\$5,026	\$0	\$5,500
E144010 · Plant Mice & Repairs	\$0	\$206,197	\$0	\$189,119	\$0	\$218,870
<i>labour Costs</i>		\$0		\$53,354		
<i>labour On Costs</i>		\$0		\$34,146		
<i>Parts and Repairs</i>		\$0		\$52,870		
<i>Tyres</i>		\$0		\$44,000		
<i>Blades and Points</i>		\$0		\$12,500		
<i>Contracted Repairs</i>		\$0		\$22,000		
E144011 · Plant Insurance	\$0	\$18,168	\$0	\$20,600	\$0	\$20,600
E144015 · Expendable Tools	\$0	\$3,249	\$0	\$3,500	\$0	\$4,000
144020 · Advertising Tenders	\$0	\$0	\$0	\$1,000	\$0	\$1,000
E144900 · General Administration	\$0	\$108,876	\$0	\$124,299	\$0	\$129,574
E144100 · Depreciation	\$0	\$246,846	\$0	\$236,900	\$0	\$246,846
E144999 · LESS POC Allocated-Works	\$0	(\$676,695)	\$0	(\$503,544)	\$0	(\$539,544)
Sub Total - PLANT OPERATIONS COSTS OP/EXP	\$0	\$56,308	\$0	\$236,900	\$0	\$246,846

Shire of Beverley

Details By Function Under The Following Programme Titles
And Type Of Activities Within The Programme

	Annual Statements 2011-2012				Adopted Budget 2012-2013	
	Actual 2011-12		Adopted Budget 2011-12		Income	Expenditure
	Income	Expenditure	Income	Expenditure		
OPERATING INCOME						
144056 · Reimbursements	\$0	\$0	\$0	\$0	\$0	\$0
1144050 · Diesel Rebate	(\$19,719)	\$0	(\$20,000)	\$0	(\$20,000)	\$0
Sub Total - PLANT OPERATIONS COSTS OP/INC	(\$19,719)	\$0	(\$20,000)	\$0	(\$20,000)	\$0
Total - PLANT OPERATIONS COSTS	(\$19,719)	\$56,308	(\$20,000)	\$236,900	(\$20,000)	\$246,846
MATERIALS AND STOCK						
OPERATING EXPENDITURE						
000000 · Opening Stock	\$0	\$10,167	\$0	\$10,167	\$0	\$13,095
000000 · Material Purchases	\$0	\$164,450	\$0	\$155,000	\$0	\$165,000
000000 · Less Material Allocated	\$0	(\$161,522)	\$0	(\$150,000)	\$0	(\$160,095)
000000 · Closing Stock	\$0	(\$13,095)	\$0	(\$15,167)	\$0	(\$18,000)
Sub Total - MATERIALS AND STOCK	\$0	\$0	\$0	\$0	\$0	\$0
Total - MATERIALS AND STOCK	\$0	\$0	\$0	\$0	\$0	\$0
SALARIES AND WAGES						
OPERATING EXPENDITURE						
E146010 · Gross Total Salaries and Wages	\$0	\$1,582,894	\$0	\$1,475,335	\$0	\$1,608,402
E146012 · Award Overtime Meal Allowance	\$0	\$200	\$0	\$0	\$0	\$0
E146220 · LESS Salary Sacrifice Super	\$0	(\$64,298)	\$0	\$0	\$0	\$0
E146200 · LESS Sals/Wages Allocated	\$0	(\$1,518,797)	\$0	(\$1,475,335)	\$0	(\$1,608,402)
Sub Total - SALARIES AND WAGES OP/EXP	\$0	\$0	\$0	\$0	\$0	\$0
Total - SALARIES AND WAGES	\$0	\$0	\$0	\$0	\$0	\$0

Shire of Beverley

Details By function Under The Following Programme Titles
And Type Of Activities Within The Programme

	Annual Statements 2011-2012				Adopted Budget 2012-2013	
	Actual 2011-12		Adopted Budget 2011-12		Income	Expenditure
	Income	Expenditure	Income	Expenditure		
UNCLASSIFIED						
OPERATING EXPENDITURE						
E148005 · Diesel Rebate	\$0	\$1,972	\$0	\$2,500	\$0	\$2,500
E148010 · Community Bus	\$0	\$4,659	\$0	\$12,291	\$0	\$12,676
E148130 · Maintenance - Expendable Items	\$0	\$1,949	\$0	\$0	\$0	\$0
E148120 · Rounding - Expense	\$0	\$0	\$0	\$0	\$0	\$0
148015 · Unclassified Other	\$0	\$0	\$0	\$4,120	\$0	\$4,000
E148140 · Work for the Dole	\$0	\$7,580	\$0	\$0	\$0	\$0
Sub Total - UNCLASSIFIED OP/EXP	\$0	\$16,160	\$0	\$18,911	\$0	\$19,176
OPERATING INCOME						
I148110 · Community Bus	(\$6,253)	\$0	(\$6,500)	\$0	(\$6,500)	\$0
I148120 · Reimbursements - LGIS Reimburse	(\$18,395)	\$0	(\$5,150)	\$0	(\$5,000)	\$0
I148000 · Rounding - Income	\$0	\$0	\$0	\$0	\$0	\$0
I148130 · Sale of Scrap	\$0	\$0	(\$515)	\$0	(\$500)	\$0
I148140 · Work for the Dole Reimbursement	(\$8,262)	\$0	\$0	\$0	\$0	\$0
Sub Total - UNCLASSIFIED OP/INC	(\$32,910)	\$0	(\$12,165)	\$0	(\$12,000)	\$0
Total - UNCLASSIFIED	(\$32,910)	\$16,160	(\$12,165)	\$18,911	(\$12,000)	\$19,176
Total - OTHER PROPERTY AND SERVICES	(\$71,966)	\$107,404	(\$52,765)	\$276,908	(\$52,000)	\$288,413

Shire of Beverley

Details By function Under The Following Programme Titles
And Type Of Activities Within The Programme

	Annual Statements 2011-2012				Adopted Budget 2012-2013	
	Actual 2011-12		Adopted Budget 2011-12		Income	Expenditure
	Income	Expenditure	Income	Expenditure		
FUND TRANSFERS						
EXPENDITURE						
000000 · Transfer to LSL Reserve Fund	\$0	\$100,000	\$0	\$100,000	\$0	\$2,090
000000 · Transfer to Plant Reserve Fund	\$0	\$10,947	\$0	\$7,599	\$0	\$1,580
000000 · Transfer to Fire Fighter Reserve Reserve Fund	\$0	\$5,616	\$0	\$3,673	\$0	\$2,115
000000 · Transfer to Office Equipment Reserve Fund	\$0	\$0	\$0	\$0	\$0	\$0
000000 · Transfer to Building Reserve Reserve Fund	\$0	\$43,063	\$0	\$32,072	\$0	\$6,509
000000 · Transfer to Recreation Ground Reserve Fund	\$0	\$16,140	\$0	\$11,150	\$0	\$6,403
000000 · Transfer to Annual Leave Reserve Fund	\$0	\$6,816	\$0	\$4,748	\$0	\$2,725
000000 · Transfer to Avon River Development Reserve Fund	\$0	\$1,147	\$0	\$738	\$0	\$425
000000 · Transfer to Community Bus Reserve Fund	\$0	\$3,118	\$0	\$975	\$0	\$596
000000 · Transfer to Cropping Reserve Fund	\$0	\$118,575	\$0	\$72,342	\$0	\$28,226
000000 · Transfer to Road Construction Reserve Fund	\$0	\$12,191	\$0	\$7,996	\$0	\$4,605
Sub Total - TRANSFER TO OTHER COUNCIL FUNDS	\$0	\$317,613	\$0	\$241,293	\$0	\$55,274
INCOME						
000000 · Transfer from Long Service Leave Reserve Fund	\$0	\$0	\$0	\$0	\$0	\$0
000000 · Transfer from Plant Reserve Fund	(\$133,180)	\$0	(\$148,000)	\$0	\$0	\$0
000000 · Transfer from Fire Fighter Reserve Reserve Fund	\$0	\$0	\$0	\$0	\$0	\$0
000000 · Transfer from Office Equipment Reserve Fund	\$0	\$0	\$0	\$0	\$0	\$0
000000 · Transfer from Building Reserve Reserve Fund	(\$566,705)	\$0	(\$650,000)	\$0	(\$160,000)	\$0
000000 · Transfer from Recreation Ground Reserve Fund	\$0	\$0	\$0	\$0	\$0	\$0
000000 · Transfer from Annual Leave Reserve Fund	\$0	\$0	\$0	\$0	\$0	\$0
000000 · Transfer from Avon River Development Reserve Fund	\$0	\$0	\$0	\$0	\$0	\$0
000000 · Transfer from Community Bus Reserve Fund	\$0	\$0	\$0	\$0	\$0	\$0
000000 · Transfer from Cropping Reserve Fund	\$0	\$0	\$0	\$0	(\$100,000)	\$0
000000 · Transfer from Road Construction Reserve Fund	\$0	\$0	\$0	\$0	\$0	\$0
Total - TRANSFER FROM OTHER COUNCIL FUNDS	(\$699,885)	\$0	(\$798,000)	\$0	(\$260,000)	\$0
Total - FUND TRANSFER	(\$699,885)	\$317,613	(\$798,000)	\$241,293	(\$260,000)	\$55,274

Shire of Beverley

Details By Function Under The Following Programme Titles
And Type Of Activities Within The Programme

	Annual Statements 2011-2012				Adopted Budget 2012-2013	
	Actual 2011-12		Adopted Budget 2011-12		Income	Expenditure
	Income	Expenditure	Income	Expenditure		
000000 · (Surplus) / Deficit - Carried Forward		\$0	(\$1,288,738)	\$0	(\$2,758,531)	\$0
Sub Total - SURPLUS C/FWD	(\$1,288,222)	\$0	(\$1,288,738)	\$0	(\$2,758,531)	\$0
Total - SURPLUS	(\$1,288,222)	\$0	(\$1,288,738)	\$0	(\$2,758,531)	\$0
LONG TERM LOANS						
000000 · Loan Principal Repayments - Bowling Club Loan 117	(\$10,014)	\$0	(\$10,014)	\$0	(\$10,590)	\$0
Sub Total - LONG TERM LOANS	(\$10,014)	\$0	(\$10,014)	\$0	(\$10,590)	\$0
Total - DEFERRED ASSETS	(\$10,014)	\$0	(\$10,014)	\$0	(\$10,590)	\$0
LIABILITY LOANS						
EXPENDITURE						
000000 · Loan Principal Repayments - Housing	\$0	\$4,237	\$0	\$4,237	\$0	\$4,504
000000 · Loan Principal Repayments - Recreation and Culture	\$0	\$21,687	\$0	\$21,621	\$0	\$22,987
000000 · Loan Principal Repayments - Economic Services	\$0	\$9,949	\$0	\$10,014	\$0	\$10,590
000000 · Loan Principal Repayments - Recreation facility	\$0	\$0	\$0	\$0	\$0	\$0
Sub Total - LOAN REPAYMENTS	\$0	\$35,873	\$0	\$35,872	\$0	\$38,081
INCOME						
000000 · Loan Raised - Loan Recreation Facilities	\$0	\$0	\$0	\$0	(\$1,000,000)	\$0
Sub Total - LOANS RAISED	\$0	\$0	\$0	\$0	(\$1,000,000)	\$0
Total - NON CURRENT LIABILITIES	\$0	\$35,873	\$0	\$35,872	(\$1,000,000)	\$38,081

Shire of Beverley

Details By function Under The Following Programme Titles
And Type Of Activities Within The Programme

	Annual Statements 2011-2012				Adopted Budget 2012-2013	
	Actual 2011-12		Adopted Budget 2011-12		Income	Expenditure
	Income	Expenditure	Income	Expenditure		
000000 · Depreciation Written Back	\$0	(\$1,005,872)	\$0	(\$963,103)	\$0	(\$1,005,872)
000000 · Book Value of Assets Sold Written Back	\$0	(\$37,080)	\$0	(\$191,150)	\$0	(\$278,957)
000000 · Long service Leave Liability	\$0	\$4,294	\$0	\$0	\$0	\$0
Sub Total - DEPRECIATION WRITTEN BACK	\$0	(\$1,038,658)	\$0	(\$1,154,253)	\$0	(\$1,284,829)
Total - DEPRECIATION	\$0	(\$1,038,658)	\$0	(\$1,154,253)	\$0	(\$1,284,829)

Shire of Beverley

Details By function Under The Following Programme Titles
And Type Of Activities Within The Programme

	Annual Statements 2011-2012				Adopted Budget 2012-2013	
	Actual 2011-12		Adopted Budget 2011-12		Income	Expenditure
	Income	Expenditure	Income	Expenditure		
FURNITURE AND EQUIPMENT						
GOVERNANCE						
EXPENDITURE						
E177013 · COMPUTER HARDWARE/SOFTWARE		\$0	\$0	\$10,000	\$0	\$10,000
000000 · Office Furniture & Equipment-Colour Photocopier		\$0	\$0	\$0	\$0	\$4,000
E177014 · INTEGRATED LGS SYSTEM		\$0	\$0	\$0	\$0	\$0
000000 · Computer Hardware - Server		\$0	\$0	\$0	\$0	\$10,000
000000 · CCTV		\$0	\$0	\$0	\$0	\$10,000
000000 · Christmas Decoration and Banners		\$0	\$0	\$20,000	\$0	\$30,000
E179017 · COMPUTERS HARDWARE/SOFTWARE		\$0	\$5,022	\$0	\$0	\$0
Sub Total - CAPITAL WORKS		\$0	\$5,022	\$30,000	\$0	\$64,000
Total - GOVERNANCE		\$0	\$5,022	\$30,000	\$0	\$64,000
FURNITURE AND EQUIPMENT						
HEALTH						
EXPENDITURE						
E179019 · MEDICAL EQUIPMENT		\$0	\$4,439	\$0	\$0	\$10,000
E177017 · MEDICAL - OFFICE HARDWARE		\$0	\$0	\$10,000	\$0	\$10,000
Sub Total - CAPITAL WORKS		\$0	\$4,439	\$20,000	\$0	\$20,000
Total - HEALTH		\$0	\$4,439	\$20,000	\$0	\$20,000
FURNITURE AND EQUIPMENT						
HOUSING						
EXPENDITURE						
177015 Replacement of White Goods - Retirement Village		\$0	\$0	\$3,000	\$0	\$3,000
Sub Total - CAPITAL WORKS		\$0	\$0	\$3,000	\$0	\$3,000
Total - HOUSING		\$0	\$0	\$3,000	\$0	\$3,000

Shire of Beverley

Details By function Under The Following Programme Titles
And Type Of Activities Within The Programme

	Annual Statements 2011-2012				Adopted Budget 2012-2013	
	Actual 2011-12		Adopted Budget 2011-12		Income	Expenditure
	Income	Expenditure	Income	Expenditure		
FURNITURE AND EQUIPMENT						
RECREATION AND CULTURE						
EXPENDITURE						
177020 · Replacement Gym Equipment	\$0	\$0	\$0	\$4,000	\$0	\$4,000
000000 · Tables & Chairs for new Function and Recreation Centre	\$0	\$0	\$0	\$0	\$0	\$0
000000 · Kitchen equipment & crockery & cutlery	\$0	\$0	\$0	\$0	\$0	\$0
000000 · Federation Square Park upgrade soffral	\$0	\$0	\$0	\$0	\$0	\$0
000000 · Replacement Photocopier Library	\$0	\$0	\$0	\$4,000	\$0	\$0
E177018 · MULTIMEDIA UPGRADE	\$0	\$0	\$0	\$20,000	\$0	\$0
000000 · Marque	\$0	\$0	\$0	\$0	\$0	\$5,000
Sub Total - CAPITAL WORKS	\$0	\$0	\$0	\$28,000	\$0	\$9,000
Total - RECREATION & CULTURE	\$0	\$0	\$0	\$28,000	\$0	\$9,000
Total - FURNITURE AND EQUIPMENT	\$0	\$5,022	\$0	\$81,000	\$0	\$96,000

Shire of Beverley

Details By function Under The Following Programme Titles
And Type Of Activities Within The Programme

	Annual Statements 2011-2012				Adopted Budget 2012-2013	
	Actual 2011-12		Adopted Budget 2011-12		Income	Expenditure
	Income	Expenditure	Income	Expenditure		
LAND AND BUILDINGS						
GOVERNANCE						
EXPENDITURE						
000000 · Solar Heating	\$0	\$0	\$0	\$0	\$0	\$25,000
000000 · Alternative Power Supply Connections	\$0	\$0	\$0	\$0	\$0	\$10,000
000000 · Council Chamber Airconditioner	\$0	\$0	\$0	\$0	\$0	\$10,000
Sub Total - CAPITAL WORKS	\$0	\$0	\$0	\$0	\$0	\$45,000
TOTAL - GOVERNANCE	\$0	\$0	\$0	\$0	\$0	\$45,000
LAND AND BUILDINGS						
LAW ORDER AND PUBLIC SAFETY						
EXPENDITURE						
E179006 · MORNING FIRE SHED	\$0	\$46,795	\$0	\$55,000	\$0	\$0
Sub Total - CAPITAL WORKS	\$0	\$46,795	\$0	\$55,000	\$0	\$0
TOTAL - LAW ORDER AND PUBLIC SAFETY	\$0	\$46,795	\$0	\$55,000	\$0	\$0
LAND AND BUILDINGS						
HEALTH						
EXPENDITURE						
000000 · Infant Health Clinic - Electrical Rewiring	\$0	\$0	\$0	\$6,500	\$0	\$0
000000 · Exhibition Shed Electrical Upgrade	\$0	\$0	\$0	\$0	\$0	\$10,000
000000 · Sealing of Carpark Doctors Surgery	\$0	\$0	\$0	\$0	\$0	\$12,472
Sub Total - CAPITAL WORKS	\$0	\$0	\$0	\$6,500	\$0	\$22,472
TOTAL - HEALTH	\$0	\$0	\$0	\$6,500	\$0	\$22,472

Shire of Beverley

Details By Function Under The Following Programme Titles
And Type Of Activities Within The Programme

	Annual Statements 2011-2012				Adopted Budget 2012-2013	
	Actual 2011-12		Adopted Budget 2011-12		Income	Expenditure
	Income	Expenditure	Income	Expenditure		
LAND AND BUILDINGS						
HOUSING						
EXPENDITURE						
E179001 · INDEPENDENT LIVING UNITS	\$0	\$566,705	\$0	\$650,000	\$0	\$10,000
E179004 · RET VILLAGE - EXTERIOR PAINT	\$0	\$24,750	\$0	\$24,000	\$0	\$0
Sub Total - CAPITAL WORKS	\$0	\$591,455	\$0	\$674,000	\$0	\$10,000
Total - HOUSING	\$0	\$591,455	\$0	\$674,000	\$0	\$10,000
LAND AND BUILDINGS						
COMMUNITY AMENITIES						
EXPENDITURE						
000000 · Railway Station Carriage refurbishment	\$0	\$0	\$0	\$10,000	\$0	\$10,000
000000 · Toilet Block	\$0	\$0	\$0	\$40,000	\$0	\$40,000
Sub Total - CAPITAL WORKS	\$0	\$0	\$0	\$50,000	\$0	\$50,000
Total - COMMUNITY AMENITIES	\$0	\$0	\$0	\$50,000	\$0	\$50,000
LAND AND BUILDINGS						
RECREATION AND CULTURE						
EXPENDITURE						
000000 · Town Hall - Paint Façade Parapet Roof	\$0	\$0	\$0	\$0	\$0	\$18,000
177004 · Lesser Hall Refurbishment - Ceiling/Air Conditioning	\$0	\$0	\$0	\$100,000	\$0	\$100,000
000000 · Waste Water Reuse	\$0	\$0	\$0	\$20,000	\$0	\$0
000000 · Swimming Pool - Pool Shades	\$0	\$0	\$0	\$0	\$0	\$20,000
Sub Total - CAPITAL WORKS	\$0	\$0	\$0	\$120,000	\$0	\$138,000
Total - RECREATION AND CULTURE	\$0	\$0	\$0	\$120,000	\$0	\$138,000

Shire of Beverley

Details By function Under The Following Programme Titles
And Type Of Activities Within The Programme

	Annual Statements 2011-2012				Adopted Budget 2012-2013	
	Actual 2011-12		Adopted Budget 2011-12		Income	Expenditure
	Income	Expenditure	Income	Expenditure		
LAND AND BUILDINGS						
TRANSPORT						
EXPENDITURE						
E177031 · DEPOT - SEALING of	\$0	\$0	\$0	\$0	\$0	\$0
000000 · Depot Lunch Room Ice Maker	\$0	\$0	\$0	\$0	\$0	\$2,600
Sub Total - CAPITAL WORKS	\$0	\$0	\$0	\$0	\$0	\$2,600
Total - TRANSPORT	\$0	\$0	\$0	\$0	\$0	\$2,600
LAND AND BUILDINGS						
ECONOMIC SERVICES						
EXPENDITURE						
E179029 · CARAVAN PARK - CAMPERS KITCHEN	\$0	\$10,045	\$0	\$0	\$0	\$0
177022 · Caravan Park - Parkland Development	\$0	\$0	\$0	\$45,000	\$0	\$45,000
E179023 · CARAVAN PARK ABLUTIONS	\$0	\$154,383	\$0	\$170,000	\$0	\$0
000000 · Development of Industrial Land (road construction)	\$0	\$0	\$0	\$0	\$0	\$70,000
000000 · Old School Building- Structural Improvements	\$0	\$0	\$0	\$0	\$0	\$150,000
E179022 · CARAVAN PARK - LAND DEVELOPMENT	\$0	\$7,992	\$0	\$0	\$0	\$0
Sub Total - CAPITAL WORKS	\$0	\$172,419	\$0	\$215,000	\$0	\$265,000
Total - ECONOMIC SERVICES	\$0	\$172,419	\$0	\$215,000	\$0	\$265,000
LAND AND BUILDINGS						
OTHER PROPERTY AND SERVICES						
EXPENDITURE						
	\$0	\$0	\$0	\$0	\$0	\$0
Sub Total - CAPITAL WORKS	\$0	\$0	\$0	\$0	\$0	\$0
Total - OTHER PROPERTY AND SERVICES	\$0	\$0	\$0	\$0	\$0	\$0
Total - LAND AND BUILDINGS	\$0	\$810,669	\$0	\$1,120,500	\$0	\$533,072

Shire of Beverley

Details By Function Under The Following Programme Titles
And Type Of Activities Within The Programme

	Annual Statements 2011-2012				Adopted Budget 2012-2013	
	Actual 2011-12		Adopted Budget 2011-12		Income	Expenditure
	Income	Expenditure	Income	Expenditure		
PLANT AND EQUIPMENT						
GOVERNANCE						
EXPENDITURE						
E179008 · BE1 TRADE-IN SEDAN	\$0	\$44,460	\$0	\$50,000	\$0	\$100,000
E177007 · BEV0 TRADE IN Wagon	\$0	\$0	\$0	\$35,000	\$0	\$36,500
Sub Total - CAPITAL WORKS	\$0	\$44,460	\$0	\$85,000	\$0	\$136,500
Total - GOVERNANCE	\$0	\$44,460	\$0	\$85,000	\$0	\$136,500
PLANT AND EQUIPMENT						
LAW ORDER & PUBLIC SAFETY						
EXPENDITURE						
000000 · Holden Colorado Ute (CESM)	\$0	\$0	\$0	\$42,000	\$0	\$0
Sub Total - CAPITAL WORKS	\$0	\$0	\$0	\$42,000	\$0	\$0
Total - HEALTH	\$0	\$0	\$0	\$42,000	\$0	\$0
PLANT AND EQUIPMENT						
HEALTH						
EXPENDITURE						
000000 · Motor Vehicle - Doctor	\$0	\$0	\$0	\$35,000	\$0	\$34,000
Sub Total - CAPITAL WORKS	\$0	\$0	\$0	\$35,000	\$0	\$34,000
Total - COMMUNITY AMENITIES	\$0	\$0	\$0	\$35,000	\$0	\$34,000
PLANT AND EQUIPMENT						
RECREATION AND CULTURE						
EXPENDITURE						
000000 · Motor Vehicle - Hflux Utility BE031	\$0	\$0	\$0	\$0	\$0	\$30,000
000000 · Combination Unit -Parks and Gardens	\$0	\$0	\$0	\$0	\$0	\$2,200
Sub Total - CAPITAL WORKS	\$0	\$0	\$0	\$0	\$0	\$32,200
Total - RECREATION AND CULTURE	\$0	\$0	\$0	\$0	\$0	\$32,200

Shire of Beverley

Details By function Under The Following Programme Titles
And Type Of Activities Within The Programme

	Annual Statements 2011-2012				Adopted Budget 2012-2013	
	Actual 2011-12		Adopted Budget 2011-12		Income	Expenditure
	Income	Expenditure	Income	Expenditure		
PLANT AND EQUIPMENT						
TRANSPORT						
EXPENDITURE						
177008 · Motor Vehicle - Works Supervisor BE020	\$0	\$0	\$0	\$36,000	\$0	\$40,000
E179013 · BE541 NISSAN NAVARA UTILITY	\$0	\$27,127	\$0	\$34,000	\$0	\$0
000000 · Tandem Truck BE013	\$0	\$0	\$0	\$0	\$0	\$205,000
E179014 · BE028 ISUZU TIP TRUCK	\$0	\$52,070	\$0	\$78,000	\$0	\$0
E179015 · BE010 ISUZU TANDEM TRUCK	\$0	\$160,545	\$0	\$160,000	\$0	\$0
E177011 · BE029 JDEERE GRADER 6700CH	\$0	\$0	\$0	\$0	\$0	\$0
E177051 · BE038 CASE 410 S/STEER LDR	\$0	\$0	\$0	\$0	\$0	\$0
000000 · Multi Tyred Roller BE026	\$0	\$0	\$0	\$0	\$0	\$150,000
000000 · Motor Vehicle - Rodeo BE000	\$0	\$0	\$0	\$0	\$0	\$26,500
000000 · Laser Level	\$0	\$0	\$0	\$0	\$0	\$2,000
E177012 · SUNDRY PLANT	\$0	\$0	\$0	\$18,000	\$0	\$8,000
Sub Total - CAPITAL WORKS	\$0	\$239,742	\$0	\$326,000	\$0	\$431,500
Total - TRANSPORT	\$0	\$239,742	\$0	\$326,000	\$0	\$431,500
Total - PLANT AND EQUIPMENT	\$0	\$284,202	\$0	\$488,000	\$0	\$634,200

Shire of Beverley

Details By function Under The Following Programme Titles
And Type Of Activities Within The Programme

	Annual Statements 2011-2012		Adopted Budget 2012-2013	
	Actual 2011-12	Adopted Budget 2011-12	Income	Expenditure
TOOL PURCHASES				
EXPENDITURE				
NEW PURCHASES	\$0	\$0	\$0	\$0
Total - TOOL PURCHASES	\$0	\$0	\$0	\$0

Shire of Beverley

Details By function Under The Following Programme Titles
And Type Of Activities Within The Programme

		Annual Statements 2011-2012				Adopted Budget 2012-2013			
		Actual 2011-12		Adopted Budget 2011-12		Income		Expenditure	
		Income	Expenditure	Income	Expenditure	Income	Expenditure	Income	Expenditure
INFRASTRUCTURE ASSETS - ROAD RESERVES									
ROADS TO RECOVERY GRANTS									
2012-13 Road Programme									
000000	· RTR - YORK WILLIAMS RD	\$0	\$0	\$0	\$0	\$0	\$228,220	\$0	\$0
2011-12 Road Programme									
C800041	· RTR - KOKEBY EAST RD 1	\$0	\$0	\$0	\$35,051	\$0	\$0	\$0	\$0
D800121	· RTR - TALBOT WEST RD1	\$0	\$99,554	\$0	\$78,794	\$0	\$0	\$0	\$0
D801301	· RTR - HAMERSLEY ST 1	\$0	\$45,199	\$0	\$0	\$0	\$0	\$0	\$0
D401301	· TOWN RDS CONST - HAMERSLEY ST 1	\$0	\$281	\$0	\$47,039	\$0	\$0	\$0	\$0
D800101	· RTR - DALE KOKEBY RD1	\$0	\$9,485	\$0	\$9,380	\$0	\$0	\$0	\$0
D301251	· SPEC GRANT RRG - VINCENT ST 1	\$0	\$170,794	\$0	\$0	\$0	\$0	\$0	\$0
D301661	· SPEC GRANT RRG - WESTDALE RD 1	\$0	\$204,577	\$0	\$0	\$0	\$0	\$0	\$0
D800361	· RTR - GREENHILLS STH RD1	\$0	\$68,878	\$0	\$107,172	\$0	\$0	\$0	\$0
BLACKSPOT									
2012-13 Road Programme									
000000	· BSF - YORK WILLIAMS V A LENTINE INTERSECTION	\$0	\$0	\$0	\$0	\$0	\$94,632	\$0	\$0
2011-12 Road Programme									
D901661	· BSF - WESTDALE RD1	\$0	\$15,953	\$0	\$15,887	\$0	\$0	\$0	\$0
SPECIAL GRANT RD WORKS									
2012-13 Road Programme									
New	· RRG - WESTDALE RD RESEAL	\$0	\$0	\$0	\$0	\$0	\$44,100	\$0	\$0
New	· RRG - WESTDALE RD RECONSTRUCTION	\$0	\$0	\$0	\$0	\$0	\$69,565	\$0	\$0
New	· RRG - MAWSON ROAD	\$0	\$0	\$0	\$0	\$0	\$253,483	\$0	\$0
New	· RRG - VINCENT SREET	\$0	\$0	\$0	\$0	\$0	\$74,116	\$0	\$0
2011-12 Road Programme									
C301661	· SPEC GRANT RRG - WESTDALE RD 1	\$0	\$0	\$0	\$176,128	\$0	\$0	\$0	\$0
C301251	· SPEC GRANT RRG - VINCENT ST 1	\$0	\$0	\$0	\$196,674	\$0	\$0	\$0	\$0
DIRECT GRANTS									
2012-13 Road Programme									
New	· DIRECT GRANT - KOKENDIN RD	\$0	\$0	\$0	\$0	\$0	\$45,351	\$0	\$0
New	· DIRECT GRANT - EDISON MILL RD	\$0	\$0	\$0	\$0	\$0	\$34,743	\$0	\$0
2011-12 Road Programme									
D200101	· DIRECT GRANT - DALE KOKEBY RD1	\$0	\$23,295	\$0	\$70,351	\$0	\$0	\$0	\$0
MUNICIPAL/LOCAL ROADS GRANT- ROADS									
2012-13 Road Programme									
000000	· MUNI ROADS - YORK WILLIAMS RD	\$0	\$0	\$0	\$0	\$0	\$42,349	\$0	\$0
000000	· MUNI ROADS - MORBINING RD	\$0	\$0	\$0	\$0	\$0	\$212,937	\$0	\$0
000000	· MUNI ROADS - POTTS RD	\$0	\$0	\$0	\$0	\$0	\$36,704	\$0	\$0
000000	· MUNI ROADS - YENYENING L RD	\$0	\$0	\$0	\$0	\$0	\$73,790	\$0	\$0
000000	· MUNI ROADS - DALE KOKEBY RD	\$0	\$0	\$0	\$0	\$0	\$48,367	\$0	\$0
000000	· MUNI ROADS - HOBBS RD	\$0	\$0	\$0	\$0	\$0	\$26,951	\$0	\$0
000000	· MUNI ROADS - GREENHILLS STH RD	\$0	\$0	\$0	\$0	\$0	\$120,281	\$0	\$0

Shire of Beverley

Details By function Under The Following Programme Titles
And Type Of Activities Within The Programme

	Annual Statements 2011-2012				Adopted Budget 2012-2013	
	Actual 2011-12		Adopted Budget 2011-12		Income	Expenditure
	Income	Expenditure	Income	Expenditure		
2011-12 Road Programme						
D100051 · MUNI ROADS - EDISON MILL RD 1	\$0	\$535	\$0	\$53,900	\$0	\$0
D100011 · MUNI ROADS - MORBING RD 1	\$0	\$213,502	\$0	\$0	\$0	\$0
D100031 · MUNI ROADS - YORK WILLIAMS RD 1	\$0	\$125,230	\$0	\$0	\$0	\$0
C100431 · MUNI ROADS - CORBERDING RD 1	\$0	\$0	\$0	\$0	\$0	\$0
D100121 · MUNI ROADS - TALBOT WEST RD1	\$0	\$7,340	\$0	\$71,355	\$0	\$0
C100011 · MUNI ROADS - MORBING RD 1	\$0	\$0	\$0	\$236,936	\$0	\$0
C100031 · MUNI ROADS - YORK WILLIAMS RD 1	\$0	\$0	\$0	\$154,174	\$0	\$0
D100071 · MUNI ROADS - YENYENING L RD1	\$0	\$8,839	\$0	\$18,111	\$0	\$0
D100001 · MUNI ROADS - TREE LOPPING	\$0	\$64,146	\$0	\$65,320	\$0	\$66,513
TOWN STREET CONSTRUCTION						
C401531 · TOWN RDS CONST - C-C-L STS 1	\$0	\$0	\$0	\$0	\$0	\$0
C401501 · TOWN RDS CONST - WRIGHT ST 1	\$0	\$0	\$0	\$0	\$0	\$0
C401111 · TOWN RDS CONST - DEMPSTER ST 1	\$0	\$0	\$0	\$0	\$0	\$0
C401161 · TOWN RDS CONST - MONGER ST 1	\$0	\$0	\$0	\$0	\$0	\$0
2012-13 Road Programme						
000000 · MUNI ROADS - HAMERSLEY ST	\$0	\$0	\$0	\$0	\$0	\$25,080
BRIDGES						
2012-13 Road Programme						
000000 · Greenhills South Rd No 4927 Contribution to works	\$0	\$0	\$0	\$0	\$0	\$372,000
000000 · Corberding Rd No 3224	\$0	\$0	\$0	\$0	\$0	\$374,000
000000 · Westdale Rd No 0726	\$0	\$0	\$0	\$0	\$0	\$146,000
000000 · New son Rd No 0730	\$0	\$0	\$0	\$0	\$0	\$64,000
2011-12 Road Programme						
D500361 · BRIDGE CONST - GREENHILLS S RD1	\$0	\$74,568	\$0	\$72,000	\$0	\$0
D500221 · BRIDGE CONST - LUPTON RD1	\$0	\$55,259	\$0	\$60,000	\$0	\$0
D500362 · BRIDGE CONST - GREENHILLS S RD2	\$0	\$408,000	\$0	\$18,000	\$0	\$0
000000 · Greenhills South Rd No 4927 Contribution to works	\$0	\$0	\$0	\$24,000	\$0	\$0
FOOTPATH CONSTRUCTION - MUNICIPAL						
2012-13 Road Programme						
000000 · FOOTPA TH - DAWSON ST	\$0	\$0	\$0	\$0	\$0	\$13,659
000000 · FOOTPA TH - ELIZABETH AND HUNT	\$0	\$0	\$0	\$0	\$0	\$26,000
D701061 · FOOTPATH - DAWSON ST1	\$0	\$8,964	\$0	\$20,835	\$0	\$0
FLOOD DAMAGE						
DRAINAGE MUNICIPAL						
2012-13 Road Programme						
New · DRAINAGE - HARPER ST	\$0	\$0	\$0	\$0	\$0	\$5,000
2011-12 Road Programme						
D601091 · DRAINAGE - HARPER ST1	\$0	\$6,121	\$0	\$26,865	\$0	\$0
OTHER						
Sub Total - CAPITAL WORKS	\$0	\$1,610,522	\$0	\$1,557,972	\$0	\$2,497,841
Total - ROADS	\$0	\$1,610,522	\$0	\$1,557,972	\$0	\$2,497,841
Total - INFRASTRUCTURE ASSETS ROAD RESERVES	\$0	\$1,610,522	\$0	\$1,557,972	\$0	\$2,497,841

Shire of Beverley

Details By function Under The Following Programme Titles
And Type Of Activities Within The Programme

	Annual Statements 2011-2012				Adopted Budget 2012-2013	
	Actual 2011-12		Adopted Budget 2011-12		Income	Expenditure
	Income	Expenditure	Income	Expenditure		
INFRASTRUCTURE ASSETS-RECREATION FACILITIES						
OTHER						
E179024 · RECREATION GROUND DEVELOPMENT				\$2,050,000		\$3,011,497
000000 · Fencing 50 Dawson Street to Hotel	\$0	\$266,705	\$0	\$0	\$0	\$0
000000 · Relocation of netball courts & Lighting	\$0	\$0	\$0	\$0	\$0	\$11,500
000000 · Walk Trail Development	\$0	\$0	\$0	\$43,500	\$0	\$150,000
000000 · Tank for waste water reuse	\$0	\$0	\$0	\$0	\$0	\$50,000
000000 · Avon River Park (Lukin St) -BBQ upgrade	\$0	\$0	\$0	\$0	\$0	\$20,000
000000 · Recreation Ground Oval seating	\$0	\$0	\$0	\$10,000	\$0	\$10,000
Sub Total - CAPITAL WORKS	\$0	\$266,705	\$0	\$2,103,500	\$0	\$3,262,997
Total - OTHER	\$0	\$266,705	\$0	\$2,103,500	\$0	\$3,262,997
Total - INFRASTRUCTURE ASSETS - RECREATION FACILITIES	\$0	\$266,705	\$0	\$2,103,500	\$0	\$3,262,997
INFRASTRUCTURE ASSETS - OTHER						
E179025 · AIRFIELD - SEAL LANDING SECTION				\$90,000		\$39,414
E179026 · ENTRY STATEMENTS - 4	\$0	\$239	\$0	\$0	\$0	\$0
000000 · Townscape Development	\$0	\$3,990	\$0	\$20,000	\$0	\$20,000
	\$0	\$0	\$0	\$30,000	\$0	\$30,000
Sub Total - CAPITAL WORKS	\$0	\$4,229	\$0	\$140,000	\$0	\$89,414
Total - OTHER	\$0	\$4,229	\$0	\$140,000	\$0	\$89,414
Total - INFRASTRUCTURE ASSETS - OTHER	\$0	\$4,229	\$0	\$140,000	\$0	\$89,414
GRAND TOTALS	(\$10,168,754)	\$7,410,224	(\$6,968,654)	\$8,968,655	(\$10,945,663)	\$10,945,663

CAPITAL WORKS PROGRAM



This page intentionally left blank.

CAPITAL WORKS PROGRAM

This worksheet present a listing of the Capital Works projects that will b e undertaken for the 2012/2013 Financial Year.

The Capital Works projects are grouped by class and include the following:

Capital Works Program

For the year ending 30 June 2013:

1. New Works

Capital Works Area	Project Cost (\$)
ROADS	
Asset Renewal	
Local Roads	1,430,669
Footpaths	0
Bridges and Culverts	956,000
Traffic Devices	0
Street Lighting	0
Integrated Transport Plan	0
Pedestrian Safety	0
Tree Lopping	66,513
Traffic Investigations	0
Total Asset Renewal	2,453,182
New Assets	
Subdivisional Roads	70,000
Footpaths	39,659
Total New Assets	109,659
Asset Expansion/Upgrade	
Total Asset Expansion/Upgrade	0
TOTAL ROADS	2,562,841
DRAINS	
Asset Renewal	
Roads	0
Total Asset Renewal	0
New Assets	
Roads	5,000
Total New Assets	5,000
Asset Expansion/Upgrade	
Total Asset Expansion/Upgrade	0
TOTAL DRAINS	5,000

Capital Works Area	Project Cost (\$)
Recreation Facilities	
Asset Renewal	
Parks	10,000
Streetscapes	0
Trees	0
Other	55,000
Total Asset Renewal	65,000
New assets	
Walk Trail Development	50,000
Netball Courts	150,000
Total New Assets	200,000
TOTAL RECREATION FACILITIES	265,000
BUILDINGS	
Asset Renewal	
Housing	12,472
Community Facilities	288,000
Municipal Offices	45,000
Sports Facilities	20,000
Hall	0
Other	0
Total Asset Renewal	365,472
New Assets	
Housing	10,000
Community Facilities	40,000
Sports Facilities	0
Other	11,500
Total New Assets	61,500
Asset expansion	
Sports Facilities	3,011,497
Total asset Expansion	3,011,497
TOTAL BUILDINGS	3,438,469
PLANT, EQUIPMENT and OTHER	
Asset Renewal	
Airfield	39,414
Gym Equipment	4,000
Motor Vehicles and Plant	634,200
Total Asset Renewal	677,614
New Assets	
Retirement Village Whitegoods	3,000
Medical Equipment	10,000
Ice Maker	2,600
Waste Water Reuse	20,000
Marque	5,000
CCTV	10,000
Photocopier Color	4,000
Information Technology: PCs and Servers	30,000
Christmas Decoration and Banners	30,000
Townscape Development	30,000
Entry Statements	20,000
Total New Assets	164,600
TOTAL PLANT, EQUIPMENT and OTHER	842,214

Capital Works Area		Project Cost (\$)
FEASIBILITY STUDIES		
New Assets		
Total New Assets		0
TOTAL FEASIBILITY STUDIES		0
TOTAL NEW CAPITAL WORKS 2012/13		7,113,524
Asset Renewal		3,561,268
New Assets		540,759
Asset Expansion		3,011,497

This page intentionally left blank.



SHIRE OF BEVERLEY

136 Vincent Street
(PO Box 20)

Beverley WA 6304

T: 9646 1200 **F:** 9646 1409

E: admin@beverley.wa.gov.au

W: www.beverley.wa.gov.au