

2021/22 BUDGET



Contents	Page
President's Introduction	1
Chief Executive Officer's Summary	2 - 4
Budget Processes	5
Overview	
1. Link to the Council Plan	6 - 7
2. Activities and Initiatives	8
3. Budget Influences	9 - 10
Budget Analysis	
4. Analysis of the Operating Budget	11 - 12
5. Analysis of the Budgeted Cash Position	13
6. Analysis of the Capital Budget	14 - 15
Long Term Strategies	
7. Rating Strategy	16
8. Other Strategies	17
Statutory Annual Budget	19 - 71

This page has been intentionally left blank.

President's Introduction

I am pleased to present the 2021/22 Annual Budget to our ratepayers and residents.

The 2021/22 budget has been adopted with a goal to deliver our major project being the Vincent Street Streetscape Project.

The Vincent Street Streetscape Project will create a safe, green and vibrant public area, with better seating and lighting. Importantly, Vincent Street will receive underground power, new drainage, curbing and level footpaths which will create enhanced pedestrian movement in and around the business area, it also includes traffic calming devices and safe crossing places for our seniors, juniors and everyone in between.

The project is expected to commence in October 2021 and be completed by 30 June 2022. The outcome for Beverley is expected to bring economic gain for local businesses through increased tourism, the attraction of new people to town due to increased liveability and will have long lasting benefit for our future generations.

Whilst delivering the main street project, a comprehensive road and bridge program that includes second seals, widening, shoulders, gravel sheeting and sealing will still be undertaken on various rural and town roads. Plant equipment to be renewed includes a new roller and grader.

Council will continue to provide a high standard of service in other programs such as Sanitation - street bins, refuse site, bulk recycling and e-waste; Community Spaces - halls, recreation ground, Moort Wabiny Park, gymnasium and library; and Tourism - caravan park and cabins, visitor booklets and visitor centre.

The Shires 2021/22 activities will be funded through external grants and programs, use of reserves and low interest Treasury Loan funding.

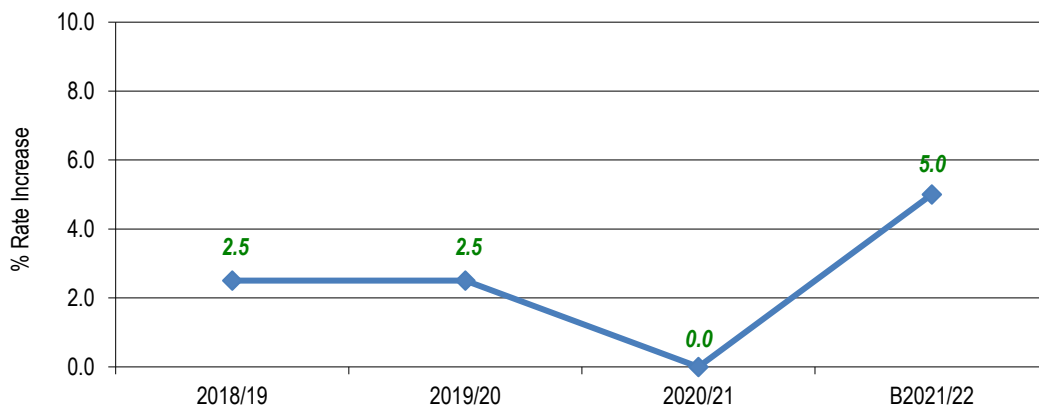
I wish to acknowledge Staff and Council for the effort to produce a responsible 2021/22 budget amid the ongoing COVID-19 pandemic. This budget has been considered in a manner which I trust is financially acceptable to stimulate our local economy, support local and regional business and undertake activities to increase visitor numbers to benefit our Shire.

Cr Don Davis
Shire President

Chief Executive Officer's Summary

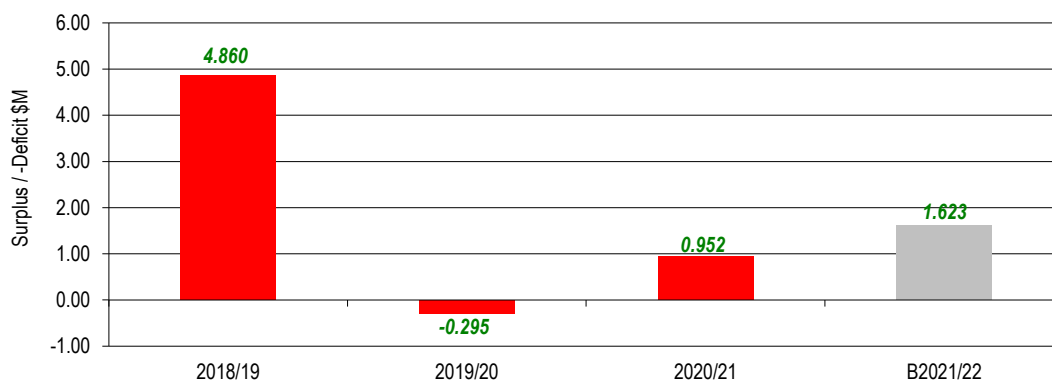
The Annual Budget for the 2021/22 financial year seeks to balance the demand for services and infrastructure with the community's capacity to pay. The key budget information provided below is about the rates, operating result, service levels, cash and investments, capital works, financial position and key strategic activities of the Council.

1. Rates



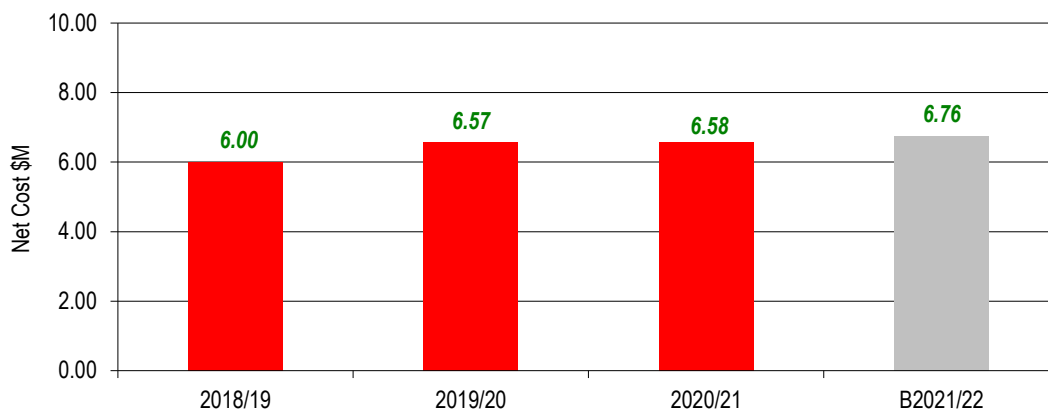
Council have resolved to increase Rates income by 5.0% for the 2021/22 financial year. Total Rates income increase to \$3.19 million. In addition the 10% discount incentive has been maintained at a estimated cost of \$255,000.

2. Operating Result



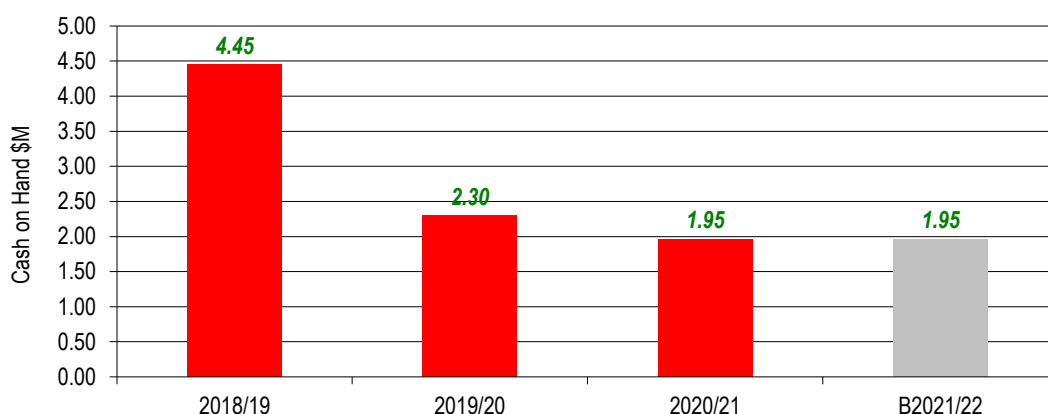
The expected operating result for the 2021/22 year is a surplus of \$1.623 Million, which is an increase of \$671,000 over 2020/21 Operating Budget attributable to an increase in budgeted non-operating funding for capital works.

3. Services



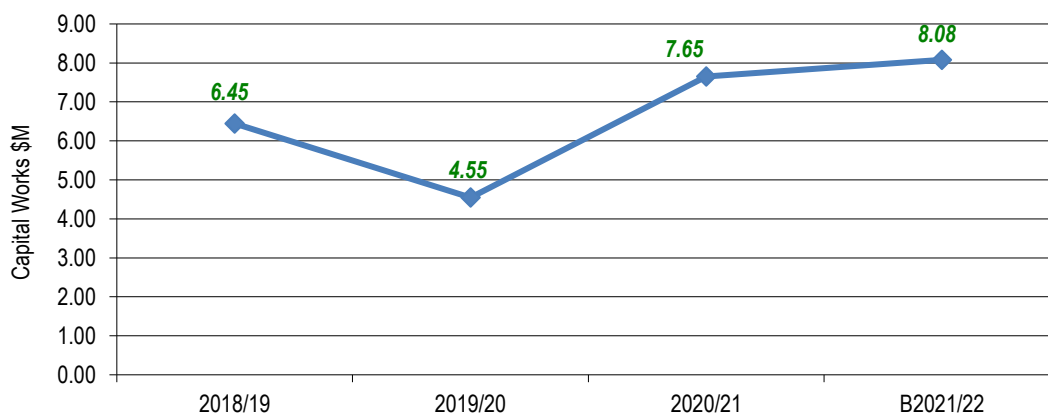
The cost of services (including depreciation) to be delivered to the community for the 2021/22 year is expected to be \$6.762 million which is \$180,000 more when compared to the 2020/21 Budget.

4. Cash and Investments



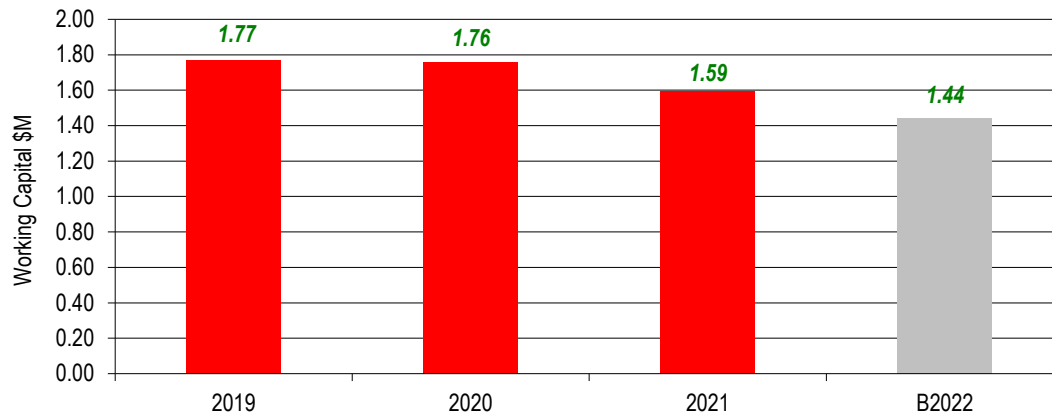
Cash and investment levels are expected to remain steady during the year to 30 June 2022.

5. Capital Works



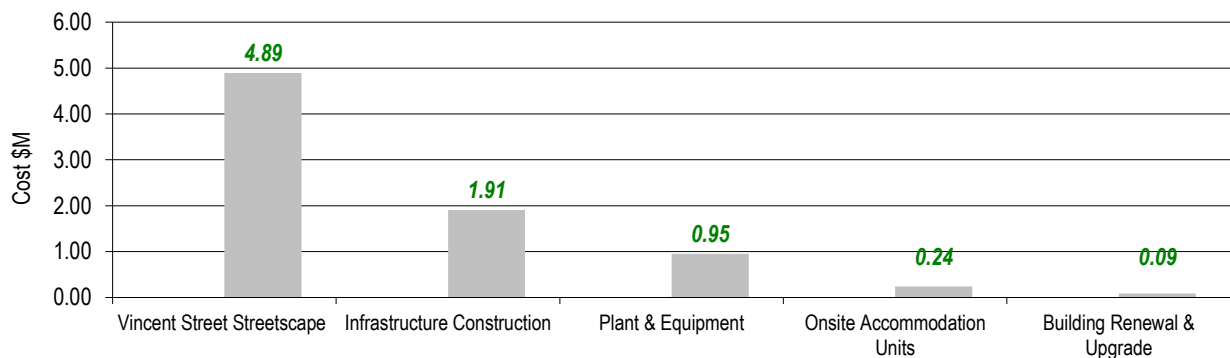
The capital works program for the 2021/22 year is expected to be \$8.079 million. Of the capital funding required, \$1.560 million will come from Council operations, \$3.999 million from external grants, \$1.160 million from Reserves, \$1.00 million from Loan Funds and the balance of \$359,000 from disposal of plant and vehicles. The capital expenditure program has been set and prioritised based on the community needs for each project.

6. Financial Position



The net current assets are expected to decrease by \$150,000 to \$1.438 million.

7. Major Projects



The Annual Budget includes a range of activities and initiatives to be funded that will contribute to achieving the strategic objectives specified in the Strategic Community Plan. The above graph shows the level of funding allocated in the budget to achieve the strategic objectives as set out in the Plan.

The Annual Budget has been developed so that it is financially responsible. More detailed budget information is available throughout this document.

S.P. Gollan
Chief Executive Officer

Budget Processes

This section lists the budget processes to be undertaken in order to adopt the Annual Budget in accordance with the *Local Government Act 1995* and its Regulations.

The preparation of the Budget begins with Officers preparing the operating and capital components. A draft consolidated budget is then prepared and various iterations are considered by Council at informal briefings. A 'proposed' Budget is prepared in accordance with the Act and submitted to Council for approval.

The Budget is required to be adopted by 31 August in each year. However, Council strive to have the Budget adopted by 31 July annually to allow Staff to progress approved projects in a timely manner.

The key dates for the Budget process are summarised below:

Budget Process

1. Officers prepare operating and capital estimates for inclusion in the Budget.
2. Council considers draft Budget at Committee.
3. Proposed Budget is submitted to Council for adoption.
4. Copy of adopted Budget submitted to the Department.

Timing

Feb - May 2021

June & July 2021

July 2021

August 2021

1. Link to the Council Plan

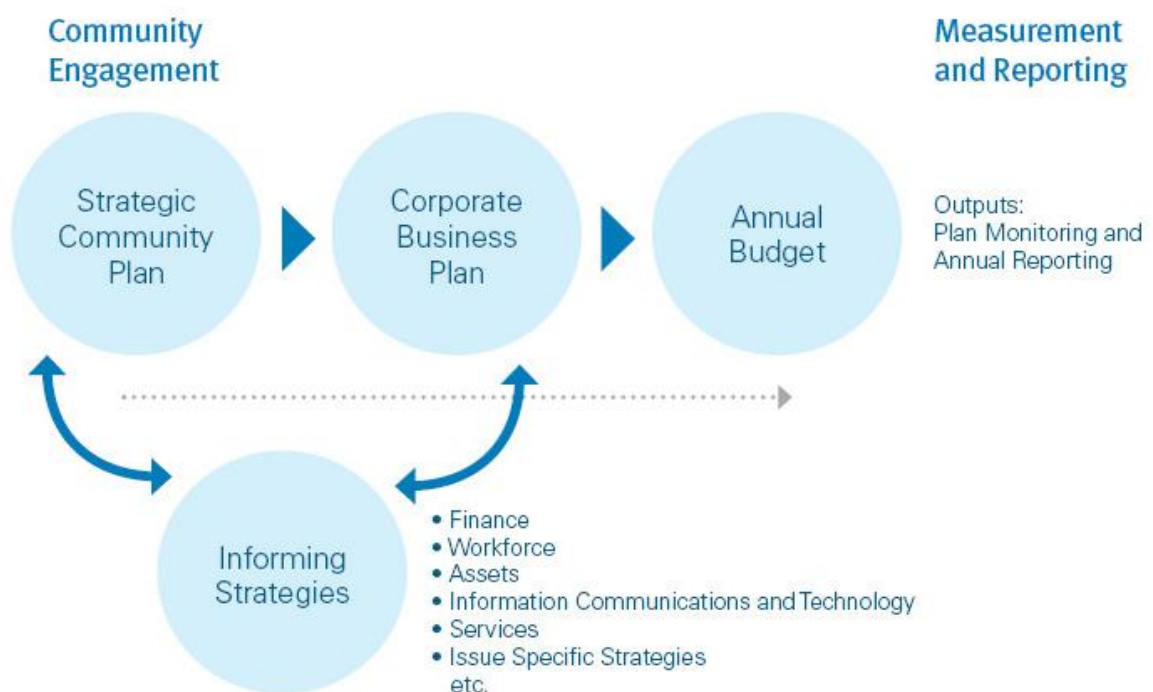
This section describes how the Annual Budget links to the achievement of the Council Plan within an overall planning framework. This framework guides the Council in identifying community needs and aspirations over the long term (Strategic Community Plan), medium term (Corporate Business Plan) and short term (Annual Budget) and then holding itself accountable (Audited Statements).

1.1 Integrated Planning Framework

A Strategic Community Plan (SCP) was prepared and adopted by Council in 2018. The SCP outlines the overarching objectives and strategies that guide Council's decision making process.

The Corporate Business Plan (CBP) was prepared and adopted by Council in 2013 and summarises the financial and non-financial impacts of the objectives and strategies presented in the SCP and determines the sustainability of these objectives and strategies. The Annual Budget is then framed, taking into account the activities and initiatives included in the plans which contribute to achieving the strategic objectives specified.

The timing of each component of the planning framework is critical to the successful achievement of the planned outcomes. The planning will guide the preparation of the CBP and Annual Budget.



Elements of Integrated Planning and Reporting Framework

Reproduced from the Department of Local Government, Sport and Cultural Industries website.

1.2 Our purpose

Our Vision

A vibrant and progressive community which values its history in a welcoming and friendly place to live, work and visit. Beverley is the place to BE!

We Value

- The contributions made by our community towards an inclusive, active, diverse and friendly community.
- Our natural resources and our place in the natural environment.
- Economic diversity and opportunistic growth.
- Forward thinking leadership and good governance.

Council Priorities:

1. Our investments support or facilitate employment and local business growth.
2. Our people, the community and quality of life are important to our success.
3. Our relationships bring financial, social, health and environmental benefits to the organisation and residents.

2. Activities and Initiatives

This section provides a description of the activities to be funded in the Budget for the 2021/22 year and how these will contribute to achieving the strategic objectives specified in the Strategic Community Plan.

Activities

Activity	Description	Revenue (Expenditure) Net Cost \$
General Purpose Funding	Details rates levied, interest on late payment of rates, general purpose grants and interest received on investments.	3,388,968 <u>(162,227)</u> 3,226,741
Governance	This service provides assistance to elected members and ratepayers on matters which do not concern specific council services.	3,600 <u>(308,041)</u> (304,441)
Law Order, Public Safety	This service provides for the supervision of local laws, fire prevention and animal control.	242,100 <u>(432,526)</u> (190,426)
Health	This service provides for food quality and pest control, medical service and environmental health.	300 <u>(154,777)</u> (154,477)
Education and Welfare	This service provides for maintenance of the old school building (CRC) and funding for community activities and initiatives.	0 <u>(111,017)</u> (111,017)
Housing	This service provides for the maintenance of staff housing and the Hunt Road Village.	129,692 <u>(205,724)</u> (76,032)
Community Amenities	This service provides the collection of rubbish, operations of the waste disposal sites, town planning, maintenance of cemeteries, maintenance of the water harvesting dams and protection of the environment.	211,385 <u>(666,749)</u> (455,364)
Recreation and Culture	This service provides for the maintenance of halls, swimming pool, recreation grounds and various reserves, the operations of the library and art gallery and maintenance of courthouse and Dead Finish museum.	218,434 <u>(1,592,700)</u> (1,374,266)
Transport	This service provides for the maintenance of roads, bridges, footpaths, cleaning and lighting of streets, street trees, depot maintenance and aerodrome maintenance.	3,950,230 <u>(2,519,187)</u> 1,431,043
Economic Services	This service provides for weed control, tourism and area promotion, implementation of building controls, swimming pool inspections and promotion of economic development initiatives.	197,344 <u>(593,888)</u> (396,544)
Other Property and Services	This service provides for the undertaking of private works, allocations of on costs and plant operation costs, recording of material and stock, salaries and wages paid and allocated to works.	45,490 <u>(17,440)</u> 28,050
Net Operating Surplus/(Deficit)		1,623,267

3. Budget Influences

This section sets out the key budget influences arising from the internal and external environment within which the Council operates.

3.1 Snapshot of Beverley Shire Council

Beverley is a vibrant and diverse rural community with a population of approximately 1,700. Located in the western central Wheatbelt region of Western Australia, Beverley is less than 130km east of Perth. The Shire is home of a highly productive broad acre farming industry with a smaller diversified agricultural base, such as perennial horticulture.

First permanently settled by Europeans in the second half of the 19th Century, Beverley has a long and proud history. This pride prevails today as one of only a few rural communities in the state that is growing.

Located on the banks of the famous Avon River, the town of Beverley is an attractive place to visit and live in. All services and facilities expected of a progressive community are available, including high quality educational and medical establishments.

3.2 External Influences

In preparing the 2021/22 Annual Budget, a number of external influences have been taken into consideration, because they are likely to impact significantly on the services delivered by Council in the budget period. These include:

- The global COVID-19 pandemic;
- Consumer Price Index (CPI) increases on goods and services of 1.0% per annum;
- Reduced funding from State and Federal governments;
- Increased Labour costs;
- Increased Utility costs; and
- Prevailing economic conditions impacting on investment interest rates and debt collection.

3.3 Internal Influences

As well as external influences, there are also a number of internal influences which are expected to have a significant impact on the preparation of the 2021/22 Annual Budget. These matters have arisen from events occurring in the 2020/21 year resulting in variances between the interim actual and budgeted results for that year and matters expected to arise in the 2021/22 year. These matters and their financial impact are set out below:

- Budget surplus for the 2020/21 financial year ended 30 June 2021; and
- Minimal staff turnover.

3.4 Budget Principles

In response to these influences, guidelines were prepared and distributed to all Council officers with budget responsibilities. The guidelines set out the key budget principles upon which the officers were to prepare their budgets. The principles included:

- Existing fees and charges to be frozen in response to COVID-19;
- Grants to be based on confirmed funding levels;
- New revenue sources to be identified where possible;
- Service levels to be maintained at 2020/21 levels;
- Salaries and wages to be increased in line with the Local Government Industry Award 2020;
- New initiatives which are not cost neutral to be justified through a business case;
- Real savings in expenditure and increases in revenue identified in 2020/21 to be preserved; and
- Operating revenues and expenses arising from completed 2020/21 capital projects to be included.

3.5 Legislative Requirements

Under the Local Government Act 1995 (“the Act”), Council is required to prepare and adopt an annual budget for each financial year. The budget is required to include certain information about the rates and charges that Council intends to levy as well as a range of other information required by the Local Government (Financial Management) Regulations 1996 (“the Regulations”) which support the Act.

The 2021/22 Annual Budget, which is included in this report, is for the year 1 July 2021 to 30 June 2022 and is prepared in accordance with the Act and Regulations. The Budget includes statutory statements being a budget statement of comprehensive income (Net operations), budget statement of cash flows, budget rate setting statement and notes forming part of the annual budget. These statements have been prepared for the year ended 30 June 2022 in accordance with Accounting Standards and other mandatory professional reporting requirements and in accordance with the Act and Regulations. It also includes detailed information about the rates and charges to be levied, the capital works program to be undertaken and other financial information, which Council requires in order to make an informed decision about the adoption of the Budget.

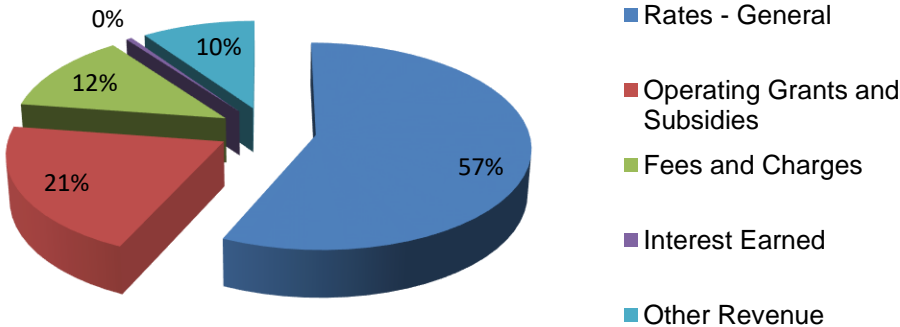
The Budget includes consideration of a number of long term strategies to assist Council in considering the Budget in a proper financial management context. These include the Strategic Community Plan, Corporate Business Plan, Long Term Financial Plan, Rating Strategy and Other Long Term Strategies including borrowings, Asset Management Plans and the Workforce Plan.

4. Analysis of the Operating Budget

This section analyses the expected revenues and expenses of the Council for the 2021/22 year.

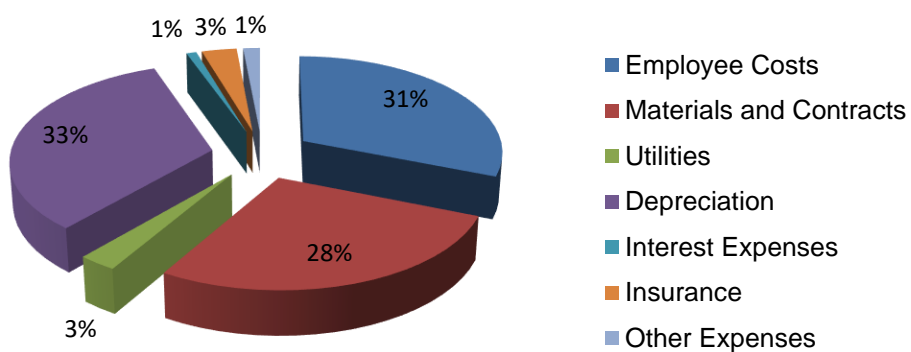
4.1 Operating Revenue

Revenue Types	Budget 2020/21 \$'000	Budget 2021/22 \$'000	Variance \$'000
Rates - General	2,801	2,940	139
Operating Grants and Subsidies	1,034	1,064	30
Fees and Charges	587	648	61
Interest Earned	42	26	(16)
Other Revenue	523	501	(22)
Total Operating Revenue	4,988	5,179	191
Net gain on sale of assets	65	81	16
Non-Operating Grants	3,012	3,660	648



4.2 Operating Expenditure

Expenditure Types	Budget	Budget	Variance
	2020/21	2021/22	
	\$'000	\$'000	\$'000
Employee Costs	2,069	2,245	176
Materials and Contracts	2,118	2,000	(118)
Utilities	197	199	2
Depreciation	2,313	2,405	92
Interest Expenses	71	65	(6)
Insurance	197	227	30
Other Expenses	84	108	24
Total Operating Expenditure	7,050	7,249	199
Net loss on sale of assets	63	46	(17)



5. Analysis of the Budgeted Cash Position

This section analyses the expected cash flows from the operating, investing and financing activities of Council for the 2021/22 year. Budgeting cash flows for Council is a key factor in setting the level of rates and providing a guide to the level of capital expenditure that can be sustained with or without using existing cash reserves.

The analysis is based on three main categories of cash flows:

- **Operating activities** - Refers to the cash generated or used in the normal service delivery functions of Council. Cash remaining after paying for the provision of services to the community may be available for investment in capital works, or repayment of debt.
- **Investing activities** - Refers to cash generated or used in the enhancement or creation of infrastructure and other assets. These activities also include the acquisition and sale of other assets such as vehicles, property and equipment.
- **Financing activities** - Refers to cash generated or used in the financing of Council functions and include borrowings from financial institutions and advancing of repayable loans to other organisations.

These activities also include repayment of the principal component of loan repayments for the year.

5.1 Budgeted Cash Flow Statement - Summarised

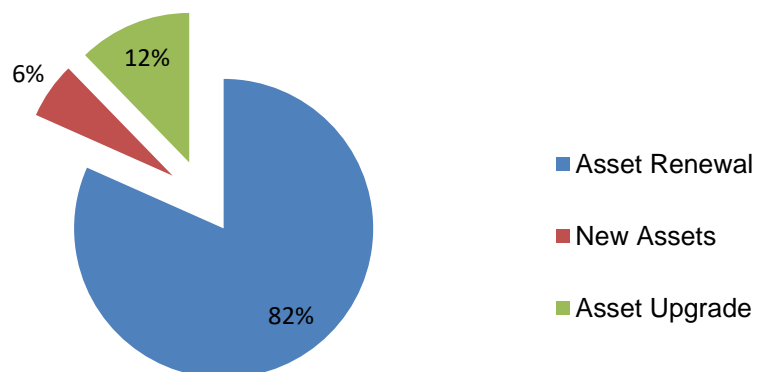
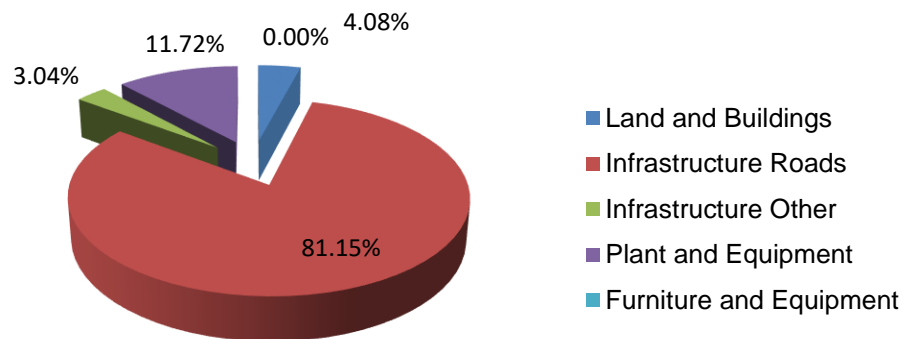
Cash Flow Types	Budget 2020/21 \$'000	Budget 2021/22 \$'000	Variance \$'000
Net cash provided by/(used) in Operating activities	250	328	78
Net cash provided by/(used) in Investing activities	(4,374)	(4,423)	(49)
Net cash provided by/(used) in Financing activities	1,879	905	(974)
Net increase/(decrease) in cash and cash equivalents	(2,245)	(3,189)	(944)
Cash and cash equivalents at the start of the year	4,198	5,142	944
Cash and cash equivalents at the end of the year	1,953	1,953	-

6. Analysis of the Capital Budget

This section analyses the planned capital expenditure budget for the 2021/22 year and the sources of funding for the capital budget.

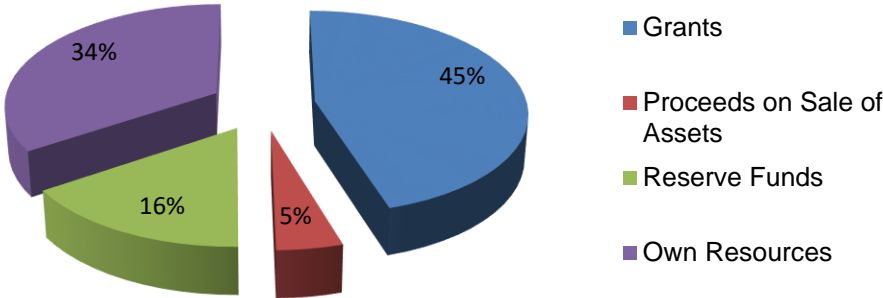
6.1 Capital Works

Capital Works Areas	Budget 2020/21 \$'000	Budget 2021/22 \$'000	Variance \$'000
Land and Buildings	2,061	330	(1,731)
Infrastructure Roads	4,669	6,557	1,888
Infrastructure Other	106	246	140
Plant and Equipment	802	947	145
Furniture and Equipment	15	-	(15)
Total capital works	7,654	8,080	426
Represented by:			
Asset Renewal	5,216	6,598	1,382
New Assets	1,663	491	(1,172)
Asset Upgrade	775	991	216
Total capital works	7,654	8,080	426



6.2 Funding Sources

Sources of Funding	Budget 2020/21 \$'000	Budget 2021/22 \$'000	Variance \$'000
External			
Grants - Capital	3,012	3,660	648
Proceeds on sale of assets	267	359	92
	3,280	4,019	739
Internal			
Reserve Funds	1,114	1,283	169
Own Resources (Incl. Loans)	3,260	2,778	(482)
	4,374	4,061	(313)
Total funding sources	7,654	8,080	426



7. Rating Strategy

This section considers the Council's rating strategy including strategy development and assumptions underlying the current year rate increase and rating structure.

7.1 Strategy Development

In developing the Annual Budget, rates and charges were identified as an important source of revenue, accounting for 57% of total operating revenue. Planning for future rate increases has therefore been an important component of the planning process.

However, it has also been necessary to balance the importance of rate revenue as a funding source with community sensitivity to increases. The following table shows rate increases over the last five years.

Year	Rate Increases
2017/18	2.50%
2018/19	2.50%
2019/20	2.50%
2020/21	0.00%
2021/22	5.00%
Average increase	2.50%

7.2 Current Year Rate Increase

In order to maintain service levels and a strong capital expenditure program, general rates will increase by 5.0% in 2021/22 raising a total of \$2.936 million.

Year	Rate Increase %	Total Rates Raised \$'000
2017/18	2.50%	2,661
2018/19	2.50%	2,728
2019/20	2.50%	2,796
2020/21	0.00%	2,796
2021/22	5.00%	2,936

A payment incentive discount of 10% for rates paid within 21 days of the issue date has been allowed for. The discount cost to the budget is \$255,274. This is the most generous discount offered in the State and reflects Councils ongoing support of its loyal rate payer base.

7.3 Rating Structure

Council has established a rating structure which is comprised of the following elements. These are:

- ▶ Gross Rental Values
- ▶ Unimproved Values
- ▶ Minimum Rate

Striking a proper balance between these elements provides equity in the distribution of the rate burden across residents.

8. Other Strategies

This section sets out the strategies that have been taken into account when the Council formulates its plan for the future and Annual Budget.

8.1 Borrowings

For the 2021/22 year, Council will look to borrow \$1,000,000 to partially fund capital expenditure. The table below details loan borrowings outstanding over a five year period.

Year	New Borrowings \$'000	Principal Paid \$'000	Interest Paid \$'000	Balance 30 June \$'000
2017/18	800	69	27	1,800
2018/19	0	130	84	1,670
2019/20	150	153	96	1,667
2020/21	0	138	71	1,379
2021/22	1,000	102	65	2,277

8.2 Asset Management

Council has prepared Asset Management Plans, which sets out the capital expenditure requirements for the future by class of asset and will be a key input to the long term financial plan. It predicts infrastructure consumption, renewal needs and considers infrastructure needs to meet future community service expectations.

8.3 Long Term Financial Plans

The Long Term Financial Plan was reviewed in March 2021 and forms an important part of Council's integrated planning process. The LTFP has been aligned with Council's Strategic Community Plan and Corporate Business Plan and forms the basis for the preparation of the Annual Budget.

The LTFP covers a 10 year planning period from 2019-20 to 2029-30 and will cost the community's aspirations against the financial realities.

This page has been intentionally left blank.

SHIRE OF BEVERLEY
BUDGET
FOR THE YEAR ENDED 30TH JUNE 2022

TABLE OF CONTENTS

Statement of Comprehensive Income by Nature or Type	20
Statement of Comprehensive Income by Program	21
Statement of Cash Flows	22
Rate Setting Statement	23
Notes to and Forming Part of the Budget	24 to 51
2021/22 Schedule of Fees and Charges	52 to 71

SHIRE OF BEVERLEY
STATEMENT OF COMPREHENSIVE INCOME
BY NATURE OR TYPE
FOR THE YEAR ENDED 30TH JUNE 2022

	NOTE	2021/22 Budget \$	2020/21 Actual \$	2020/21 Budget \$
REVENUE				
Rates	8	2,940,151	2,796,908	2,800,847
Operating Grants, Subsidies and Contributions		1,063,533	1,637,341	1,034,159
Fees and Charges	13	648,180	694,412	587,348
Service Charges	10	-	-	-
Interest Earnings	2(a)	25,831	50,044	41,992
Other Revenue		<u>500,874</u>	<u>492,454</u>	<u>523,360</u>
		<u>5,178,569</u>	<u>5,671,159</u>	<u>4,987,706</u>
EXPENSES				
Employee Costs		(2,245,286)	(2,065,363)	(2,068,715)
Materials and Contracts		(2,000,424)	(1,539,833)	(2,118,414)
Utility Charges		(199,182)	(219,100)	(197,423)
Depreciation	2(a)	(2,405,057)	(2,359,536)	(2,313,194)
Interest Expenses	2(a)	(65,273)	(65,623)	(70,964)
Insurance Expenses		(227,251)	(201,256)	(197,440)
Other Expenditure		<u>(107,725)</u>	<u>(93,604)</u>	<u>(84,325)</u>
		<u>(7,250,198)</u>	<u>(6,544,315)</u>	<u>(7,050,475)</u>
		<u>(2,071,629)</u>	<u>(873,156)</u>	<u>(2,062,769)</u>
Non-Operating Grants, Subsidies and Contributions		3,659,796	2,326,087	3,012,200
Profit on Asset Disposals	4	80,600	-	65,000
Loss on Asset Disposals	4	<u>(45,500)</u>	<u>(21,292)</u>	<u>(62,636)</u>
NET RESULT		1,623,267	1,431,639	951,795
Other Comprehensive Income				
Changes on Revaluation of non-current assets		<u>-</u>	<u>8,393,343</u>	<u>-</u>
Total Other Comprehensive Income		<u>-</u>	<u>8,393,343</u>	<u>-</u>
TOTAL COMPREHENSIVE INCOME		<u>1,623,267</u>	<u>9,824,982</u>	<u>951,795</u>

Notes:

All fair value adjustments relating to re-measurement of financial assets at fair value through profit or loss and (if any) changes on revaluation of non-current assets in accordance with the mandating of fair value measurement through Other Comprehensive Income, is impacted upon by external forces and is not able to be reliably estimated at the time of budget adoption.

Fair value adjustments relating to the re-measurement of financial assets at fair value through profit or loss will be assessed at the time they occur, with compensating budget amendments made as necessary.

It is anticipated, in all instances, any changes in revaluation of non-current assets will relate to non-cash transactions and as such, have no impact on this budget document.

Fair value adjustments will be assessed at the time they occur with compensating budget amendments made as necessary.

This statement is to be read in conjunction with the accompanying notes.

The represented 2020/21 Actual figures are unaudited.

SHIRE OF BEVERLEY
STATEMENT OF COMPREHENSIVE INCOME
BY PROGRAM
FOR THE YEAR ENDED 30TH JUNE 2022

	NOTE	2021/22 Budget \$	2020/21 Actual \$	2020/21 Budget \$
REVENUE (Refer Notes 1,2,8 to 13)				
General Purpose Funding		3,388,968	3,707,196	3,260,334
Governance		3,600	23,554	10,100
Law, Order, Public Safety		242,100	264,769	229,857
Health		300	1,910	300
Education and Welfare		-	-	-
Housing		129,692	126,792	137,492
Community Amenities		211,385	225,962	206,278
Recreation and Culture		140,541	172,148	135,027
Transport		388,327	650,004	377,512
Economic Services		177,344	124,265	119,676
Other Property and Services		(1,110)	66,749	34,098
		<u>4,681,147</u>	<u>5,363,349</u>	<u>4,510,674</u>
EXPENSES EXCLUDING				
FINANCE COSTS (Refer Notes 1,2 & 14)				
General Purpose Funding		(162,227)	(172,081)	(173,512)
Governance		(306,541)	(244,253)	(254,954)
Law, Order, Public Safety		(432,526)	(358,407)	(417,800)
Health		(144,777)	(151,554)	(171,727)
Education and Welfare		(111,017)	(71,281)	(98,098)
Housing		(205,724)	(192,335)	(213,750)
Community Amenities		(666,749)	(695,775)	(669,229)
Recreation & Culture		(1,527,427)	(1,390,484)	(1,442,356)
Transport		(2,519,187)	(2,483,962)	(2,563,701)
Economic Services		(593,888)	(397,711)	(479,909)
Other Property and Services		(17,440)	(13,038)	(17,443)
		<u>(6,687,503)</u>	<u>(6,170,882)</u>	<u>(6,502,479)</u>
FINANCE COSTS (Refer Notes 2 & 5)				
Community Amenities		-	(513)	(567)
Recreation & Culture		(65,273)	(65,110)	(70,397)
		<u>(65,273)</u>	<u>(65,623)</u>	<u>(70,964)</u>
NON-OPERATING GRANTS, SUBSIDIES AND CONTRIBUTIONS				
Law, Order, Public Safety		-	-	70,000
Recreation & Culture		77,893	1,096,073	760,056
Transport		3,561,903	650,013	2,182,144
Economic Services		20,000	580,000	-
		<u>3,659,796</u>	<u>2,326,087</u>	<u>3,012,200</u>
PROFIT/(LOSS) ON DISPOSAL OF ASSETS (Refer Note 4)				
Governance		(1,500)	(3,025)	(9,000)
Health		(10,000)	-	-
Recreation & Culture		-	(3,532)	-
Other Property and Services		46,600	(14,735)	11,364
		<u>35,100</u>	<u>(21,292)</u>	<u>2,364</u>
NET RESULT		1,623,267	1,431,639	951,795
Other Comprehensive Income				
Changes on Revaluation of non-current assets		-	8,393,343	-
Total Other Comprehensive Income		-	8,393,343	-
TOTAL COMPREHENSIVE INCOME		<u>1,623,267</u>	<u>9,824,982</u>	<u>951,795</u>

Note:

Information relating to Fair Values is as per the Statement of Comprehensive Income by Nature or Type.

This statement is to be read in conjunction with the accompanying notes.

The represented 2020/21 Actual figures are unaudited.

**SHIRE OF BEVERLEY
STATEMENT OF CASH FLOWS
FOR THE YEAR ENDED 30TH JUNE 2022**

	NOTE	2021/22 Budget	2020/21 Actual	2020/21 Budget
Cash Flows From Operating Activities		\$	\$	\$
Receipts				
Rates		2,940,151	2,796,908	2,800,847
Operating Grants, Subsidies and Contributions		1,063,533	1,637,341	1,034,159
Fees and Charges		648,180	694,412	587,348
Interest Earnings		25,831	50,044	41,992
Other		500,872	518,691	523,360
		<u>5,178,567</u>	<u>5,697,396</u>	<u>4,987,706</u>
Payments				
Employee Costs		(2,245,286)	(2,026,780)	(2,068,715)
Materials and Contracts		(2,000,424)	(1,539,833)	(2,118,414)
Utility Charges		(199,182)	(219,100)	(197,423)
Insurance Expenses		(227,251)	(201,256)	(197,440)
Interest Expenses		(65,273)	(65,623)	(70,964)
Other		(112,963)	(87,826)	(84,325)
		<u>(4,850,379)</u>	<u>(4,140,418)</u>	<u>(4,737,281)</u>
Net Cash Provided By Operating Activities	15(b)	<u>328,188</u>	<u>1,556,978</u>	<u>250,425</u>
Cash Flows from Investing Activities				
Payments for Purchase of Property, Plant & Equipment	3	(1,276,873)	(2,027,354)	(2,878,475)
Payments for Construction of Infrastructure	3	(6,802,098)	(1,269,914)	(4,775,270)
Advances to Community Groups Non-Operating Grants, Subsidies and Contributions used for the Development of Assets		-	-	-
Proceeds from Sale of Plant & Equipment	4	359,000	78,185	267,364
Net Cash Used in Investing Activities		<u>(4,423,037)</u>	<u>(512,340)</u>	<u>(4,374,181)</u>
Cash Flows from Financing Activities				
Repayment of Debentures	5	(102,053)	(137,938)	(137,937)
Proceeds from Self Supporting Loans		14,285	17,288	17,288
Repayment of Finance Leases		(6,837)	20,510	-
Proceeds from New Debentures	5	1,000,000	-	2,000,000
Net Cash Provided By (Used In) Financing Activities		905,395	(100,140)	1,879,351
Net Increase (Decrease) in Cash Held		(3,189,454)	944,498	(2,244,405)
Cash at Beginning of Year		5,142,037	4,197,539	4,197,541
Cash and Cash Equivalents at the End of the Year	15(a)	<u>1,952,583</u>	<u>5,142,037</u>	<u>1,953,136</u>

This statement is to be read in conjunction with the accompanying notes.

The represented 2020/21 Actual figures are unaudited.

**SHIRE OF BEVERLEY
RATE SETTING STATEMENT
FOR THE YEAR ENDED 30TH JUNE 2022**

	NOTE	2021/22 Budget \$	2020/21 Actual \$	2020/21 Budget \$
REVENUES				
	1,2			
General Purpose Funding		448,316	910,288	458,987
Governance		2,100	23,554	1,100
Law, Order, Public Safety		242,100	264,769	299,857
Health		300	1,910	300
Education and Welfare		-	-	-
Housing		129,692	126,792	137,492
Community Amenities		211,385	225,962	206,278
Recreation and Culture		218,434	1,268,221	895,083
Transport		3,950,230	1,300,017	2,559,656
Economic Services		197,344	704,265	119,676
Other Property and Services		45,490	52,014	45,462
		<u>5,445,391</u>	<u>4,877,792</u>	<u>4,723,891</u>
EXPENSES				
	1,2			
General Purpose Funding		(161,727)	(172,081)	(173,012)
Governance		(306,541)	(247,278)	(254,954)
Law, Order, Public Safety		(432,526)	(358,407)	(417,800)
Health		(154,777)	(151,554)	(171,727)
Education and Welfare		(111,017)	(71,281)	(98,098)
Housing		(205,724)	(192,335)	(213,750)
Community Amenities		(666,749)	(696,288)	(669,796)
Recreation & Culture		(1,592,700)	(1,459,126)	(1,512,753)
Transport		(2,519,187)	(2,483,962)	(2,563,701)
Economic Services		(593,888)	(397,711)	(479,909)
Other Property and Services		(17,440)	(13,038)	(17,443)
		<u>(6,762,276)</u>	<u>(6,243,061)</u>	<u>(6,572,943)</u>
Net Operating Result Excluding Rates		(1,316,885)	(1,365,269)	(1,849,052)
Adjustments for Cash Budget Requirements:				
Non-Cash Expenditure and Revenue				
Movements in Non-Current to Current Items		-	3,330	-
(Profit)/Loss on Asset Disposals	4	(35,100)	21,292	(2,364)
Depreciation on Assets	2(a)	2,405,057	2,359,536	2,313,194
Capital Expenditure and Revenue				
Purchase Land Held for Resale	3	-	-	-
Purchase Land and Buildings	3	(329,893)	(1,805,071)	(2,061,000)
Purchase Plant and Equipment	3	(946,980)	(191,734)	(802,475)
Purchase Furniture and Equipment	3	-	(30,549)	(15,000)
Purchase Infrastructure Assets - Roads	3	(6,556,552)	(1,203,986)	(4,669,434)
Purchase Infrastructure Assets - Bridges	3	(220,965)	-	-
Purchase Infrastructure Assets - Drainage	3	(10,505)	-	-
Purchase Infrastructure Assets - Footpaths	3	(14,076)	(65,928)	(105,835)
Purchase Infrastructure Assets - Parks	3	-	-	-
Proceeds from Disposal of Assets	4	359,000	78,182	267,364
Repayment of Debentures	5	(102,053)	(137,938)	(137,937)
Proceeds from New Debentures	5	1,000,000	-	2,000,000
Self-Supporting Loan Principal Income		14,285	17,288	17,288
Transfers to Reserves (Restricted Assets)	6	(122,618)	(279,356)	(295,903)
Transfers from Reserves (Restricted Assets)	6	1,283,324	30,672	1,113,874
ADD Estimated Surplus/(Deficit) July 1 B/Fwd	7	1,653,810	1,426,433	1,426,433
LESS Estimated Surplus/(Deficit) June 30 C/Fwd	7	-	1,653,810	-
Total Amount Raised from General Rates	8	<u>(2,940,151)</u>	<u>(2,796,908)</u>	<u>(2,800,847)</u>

This statement is to be read in conjunction with the accompanying notes.

The represented 2020/21 Actual figures are unaudited.

SHIRE OF BEVERLEY
NOTES TO AND FORMING PART OF THE BUDGET
FOR THE YEAR ENDED 30TH JUNE 2022

1. SIGNIFICANT ACCOUNTING POLICIES

The significant accounting policies which have been adopted in the preparation of this financial report are:

(a) Basis of Preparation

The budget has been prepared in accordance with applicable Australian Accounting Standards (as they apply to local government and not-for-profit entities), Australian Accounting Interpretations, other authoritative pronouncements of the Australian Accounting Standards Board, the Local Government Act 1995 and accompanying regulations.

Except for cash flow and rate setting information, the budget has also been prepared on the accrual basis and is based on historical costs, modified, where applicable, by the measurement at fair value of selected non-current assets, financial assets and liabilities.

(b) The Local Government Reporting Entity

All Funds through which the Council controls resources to carry on its functions have been included in the financial statements forming part of this budget.

In the process of reporting on the local government as a single unit, all transactions and balances between those funds (for example, loans and transfers between Funds) have been eliminated.

All monies held in the Trust Fund are excluded from the financial statements, but a separate statement of those monies appears at Note 16 to this budget document.

(c) 2020/21 Actual Balances

Balances shown in this budget as 2020/21 Actual, at the time of budget preparation, remain subject to final audit and adjustments.

(d) Rounding Off Figures

All figures shown in this budget, other than a rate in the dollar, are rounded to the nearest dollar.

(e) Rates, Grants, Donations and Other Contributions

Rates, grants, donations and other contributions are recognised as revenues when the local government obtains control over the assets comprising the contributions.

Control over assets acquired from rates is obtained at the commencement of the rating period or, where earlier, upon receipt of the rates.

(f) Goods and Services Tax

Revenues, expenses and assets are recognised net of the amount of GST, except where the amount of GST incurred is not recoverable from the Australian Taxation Office (ATO).

Cash flows are presented on a gross basis. The GST components of cash flows arising from investing or financing activities which are recoverable from, or payable to the ATO, are presented as operating cash flows.

(g) Superannuation

The Council contributes to a number of superannuation funds on behalf of employees. All funds to which the Council contributes are defined contribution plans.

SHIRE OF BEVERLEY
NOTES TO AND FORMING PART OF THE BUDGET
FOR THE YEAR ENDED 30TH JUNE 2022

1. SIGNIFICANT ACCOUNTING POLICIES (Continued)

(h) Cash and Cash Equivalents

Cash and cash equivalents include cash on hand, cash at bank, deposits available on demand with banks, other short term highly liquid investments with original maturities of three months or less that are readily convertible to known amounts of cash and which are subject to an insignificant risk of changes in value and bank overdrafts.

Bank overdrafts are shown as short term borrowings in current liabilities on the statement of financial position.

(i) Trade and Other Receivables

Trade and other receivables include amounts due from ratepayers for unpaid rates and service charges and other amounts due from third parties for goods sold and services performed in the ordinary course of business.

Receivables expected to be collected within 12 months of the end of the reporting period are classified as current assets. All other receivables are classified as non-current assets.

Collectability of trade and other receivables is reviewed on an ongoing basis. Debts that are known to be uncollectible are written off when identified. An allowance for doubtful debts is raised when there is objective evidence that they will not be collectible.

(j) Inventories

General

Inventories are measured at the lower of cost and net realisable value.

Net realisable value is the estimated selling price in the ordinary course of business less the estimated costs of completion and the estimated costs necessary to make the sale.

Land Held for Resale

Land purchased for development and/or resale is valued at the lower of cost and net realisable value. Cost includes the cost of acquisition, development, borrowing costs and holding costs until completion of development. Finance costs and holding charges incurred after development is completed are expensed.

Gains and losses are recognised in the statement of comprehensive income at the time of signing an unconditional contract of sale if significant risks and rewards, and effective control over the land, are passed on to the buyer at this point.

Land held for resale is classified as current except where it is held as non-current based on Council's intention to release for sale.

SHIRE OF BEVERLEY
NOTES TO AND FORMING PART OF THE BUDGET
FOR THE YEAR ENDED 30TH JUNE 2022

1. SIGNIFICANT ACCOUNTING POLICIES (Continued)

(k) Fixed Assets

Each class of fixed assets is carried at fair value as indicated less, where applicable, any accumulated depreciation or impairment losses.

Mandatory Requirement to Revalue Non-Current Assets

Council has adopted Fair Value in accordance with the Local Government (Financial Management) Regulations 1996.

Initial Recognition and Measurement between Mandatory Revaluation Dates

All assets are initially recognised at cost and subsequently revalued in accordance with the mandatory measurement framework detailed above.

In relation to this initial measurement, cost is determined as the fair value of the assets given as consideration plus costs incidental to the acquisition. For assets acquired at no cost or for nominal consideration, cost is determined as fair value at the date of acquisition. The cost of non-current assets constructed by Council includes the cost of all materials used in construction, direct labour on the project and an appropriate proportion of variable and fixed overheads.

Individual assets acquired between initial recognition and the next revaluation of the asset class in accordance with the mandatory measurement framework detailed above, are carried at cost less accumulated depreciation as management believes this approximates fair value. They will be subject to subsequent revaluation of the next anniversary date in accordance with the mandatory measurement framework detailed above.

Revaluation

Increases in the carrying amount arising on revaluation of assets are credited to a revaluation surplus in equity. Decreases that offset previous increases of the same asset are recognised against revaluation surplus directly in equity. All other decreases are recognised in profit or loss.

AUSTRALIAN ACCOUNTING STANDARDS - INCONSISTENCY

Land under control prior to 1 July 2019

In accordance with the then *Local Government (Financial Management) Regulation 16 (a)*, the Shire was previously required to include as an asset (by 30 June 2013), vested Crown Land operated by the local government as a golf course, showground, racecourse or other sporting or recreational facility of State or regional significance.

Upon initial recognition, these assets were recorded at cost in accordance with AASB 116. They were then classified as Land and revalued along with other land.

**SHIRE OF BEVERLEY
NOTES TO AND FORMING PART OF THE BUDGET
FOR THE YEAR ENDED 30TH JUNE 2022**

1. SIGNIFICANT ACCOUNTING POLICIES (Continued)

(k) Fixed Assets (Continued)

AUSTRALIAN ACCOUNTING STANDARDS - INCONSISTENCY (Continued)

Land under roads prior to 1 July 2019

In Western Australia, most land under roads is Crown Land, the responsibility for managing which, is vested in the local government.

Effective as at 1 July 2008, Council elected not to recognise any value for land under roads acquired on or before 30 June 2008. This accords with the treatment available in

Australian Accounting Standard AASB1051 *Land Under Roads* and the then *Local Government (Financial Management) Regulation 16(a)(i)* which arbitrarily prohibited local governments from recognising such land as an asset. This regulation has now been deleted.

In respect of land under roads acquired on or after 1 July 2008, as detailed above, the then *Local Government (Financial Management) Regulation 16(a)(i)* prohibited local governments from recognising such land as an asset.

Whilst such treatment is inconsistent with the requirements of AASB 1051, Local Government (Financial Management) Regulation 4(2) provides, in the event of such an inconsistency, the Local Government (Financial Management) Regulations prevail. Consequently, any land under roads acquired on or after 1 July 2008 is not included as an asset of the Council.

Depreciation of Non-Current Assets

All non-current assets having a limited useful life are systematically depreciated over their useful lives in a manner which reflects the consumption of the future economic benefits embodied in those assets.

Assets are depreciated from the date of acquisition or, in respect of internally constructed assets, from the time the asset is completed and held ready for use.

Depreciation is recognised on a straight-line basis, using rates which are reviewed each reporting period. Major depreciation periods are:

Buildings	25 to 50 years
Furniture and Equipment	3 to 10 years
Plant and Equipment	5 to 15 years
Sealed roads and streets	
- formation	not depreciated
- pavement	40 years
- bituminous seals	15 years
Gravel roads	
- formation	not depreciated
- pavement	40 years
- gravel sheet	20 years
Formed roads (unsealed)	
- formation	not depreciated
- pavement	40 years
Bridges	100 years
Footpaths	20 years
Water supply piping & drainage systems	54 years
Parks and Ovals	25 years

The assets residual values and useful lives are reviewed, and adjusted if appropriate, at the end of each reporting period.

SHIRE OF BEVERLEY
NOTES TO AND FORMING PART OF THE BUDGET
FOR THE YEAR ENDED 30TH JUNE 2022

1. SIGNIFICANT ACCOUNTING POLICIES (Continued)

(k) Fixed Assets (Continued)

Depreciation of Non-Current Assets (Continued)

An asset's carrying amount is written down immediately to its recoverable amount if the asset's carrying amount is greater than its estimated recoverable amount.

Gains and losses on disposals are determined by comparing proceeds with the carrying amount. These gains and losses are included in the statement of comprehensive income. When revalued assets are sold, amounts included in the revaluation surplus relating to that asset are transferred to retained earnings.

Capitalisation Threshold

Expenditure on items of equipment under \$5,000 is not capitalised. Rather, it is recorded on an asset inventory listing.

(l) Fair Value of Assets and Liabilities

When performing a revaluation, Council uses a mix of both independent and management valuations using the following as a guide:

Fair Value is the price that the Council would receive to sell the asset or would have to pay to transfer a liability, in an orderly (i.e. unforced) transaction between independent, knowledgeable and willing market participants at the measurement date.

As fair value is a market-based measure, the closest equivalent observable market pricing information is used to determine fair value. Adjustments to market values may be made having regard to the characteristics of the specific asset. The fair values of assets that are not traded in an active market are determined using one or more valuation techniques. These valuation techniques maximise, to the extent possible, the use of observable market data.

To the extent possible, market information is extracted from either the principal market for the asset (i.e. the market with the greatest volume and level of activity for the asset or, in the absence of such a market, the most advantageous market available to the entity at the end of the reporting period (i.e. the market that maximises the receipts from the sale of the asset after taking into account transaction costs and transport costs).

For non-financial assets, the fair value measurement also takes into account a market participant's ability to use the asset in its highest and best use or to sell it to another market participant that would use the asset in its highest and best use.

SHIRE OF BEVERLEY
NOTES TO AND FORMING PART OF THE BUDGET
FOR THE YEAR ENDED 30TH JUNE 2022

1. SIGNIFICANT ACCOUNTING POLICIES (Continued)

(I) Fair Value of Assets and Liabilities (Continued)

Fair Value Hierarchy

AASB 13 requires the disclosure of fair value information by level of the fair value hierarchy, which categorises fair value measurement into one of three possible levels based on the lowest level that an input that is significant to the measurement can be categorised into as follows:

Level 1

Measurements based on quoted prices (unadjusted) in active markets for identical assets or liabilities that the entity can access at the measurement date.

Level 2

Measurements based on inputs other than quoted prices included in Level 1 that are observable for the asset or liability, either directly or indirectly.

Level 3

Measurements based on unobservable inputs for the asset or liability.

The fair values of assets and liabilities that are not traded in an active market are determined using one or more valuation techniques. These valuation techniques maximise, to the extent possible, the use of observable market data. If all significant inputs required to measure fair value are observable, the asset or liability is included in Level 2. If one or more significant inputs are not based on observable market data, the asset or liability is included in Level 3.

Valuation techniques

Council selects a valuation technique that is appropriate in the circumstances and for which sufficient data is available to measure fair value. The availability of sufficient and relevant data primarily depends on the specific characteristics of the asset or liability being measured. The valuation techniques selected by Council are consistent with one or more of the following valuation approaches:

Market approach

Valuation techniques that use prices and other relevant information generated by market transactions for identical or similar assets or liabilities.

Income approach

Valuation techniques that convert estimated future cash flows or income and expenses into a single discounted present value.

Cost approach

Valuation techniques that reflect the current replacement cost of an asset at its current service capacity.

Each valuation technique requires inputs that reflect the assumptions that buyers and sellers would use when pricing the asset or liability, including assumptions about risks. When selecting a valuation technique, Council gives priority to those techniques that maximise the use of observable inputs and minimise the use of unobservable inputs. Inputs that are developed using market data (such as publicly available information on actual transactions) and reflect the assumptions that buyers and sellers would generally use when pricing the asset or liability and considered observable, whereas inputs for which market data is not available and therefore are developed using the best information available about such assumptions are considered unobservable.

SHIRE OF BEVERLEY
NOTES TO AND FORMING PART OF THE BUDGET
FOR THE YEAR ENDED 30TH JUNE 2022

1. SIGNIFICANT ACCOUNTING POLICIES (Continued)

(m) Financial Instruments

Initial Recognition and Measurement

Financial assets and financial liabilities are recognised when the Council becomes a party to the contractual provisions to the instrument. For financial assets, this is equivalent to the date that the Council commits itself to either the purchase or sale of the asset (i.e. trade date accounting is adopted).

Financial instruments are initially measured at fair value plus transaction costs, except where the instrument is classified 'at fair value through profit or loss', in which case transaction costs are expensed to profit or loss immediately.

Classification and Subsequent Measurement

Financial instruments are subsequently measured at fair value, amortised cost using the effective interest rate method or at cost.

Fair value represents the amount for which an asset could be exchanged or a liability settled, between knowledgeable, willing parties. Where available, quoted prices in an active market are used to determine fair value. In other circumstances, valuation techniques are adopted.

Amortised cost is calculated as:

- (a) the amount in which the financial asset or financial liability is measured at initial recognition;
- (b) less principal repayments;
- (c) plus or minus the cumulative amortisation of the difference, if any, between the amount initially recognised and the maturity amount calculated using the effective interest rate method; and
- (d) less any reduction for impairment.

Classification and Subsequent Measurement (Continued)

The effective interest rate method is used to allocate interest income or interest expense over the relevant period and is equivalent to the rate that discounts estimated future cash payments or receipts (including fees, transaction costs and other premiums or discounts) through the expected life (or when this cannot be reliably predicted, the contractual term) of the financial instrument to the net carrying amount of the financial asset or financial liability. Revisions to expected future net cash flows will necessitate an adjustment to the carrying value with a consequential recognition of an income or expense in profit or loss.

(i) Financial assets at fair value through profit and loss

Financial assets at fair value through profit or loss are financial assets held for trading. A financial asset is classified in this category if acquired principally for the purpose of selling in the short term. Derivatives are classified as held for trading unless they are designated as hedges. Assets in this category are classified as current. They are subsequently measured at fair value with changes to carrying amount being included in profit or loss.

**SHIRE OF BEVERLEY
NOTES TO AND FORMING PART OF THE BUDGET
FOR THE YEAR ENDED 30TH JUNE 2022**

1. SIGNIFICANT ACCOUNTING POLICIES (Continued)

(m) Financial Instruments (Continued)

Classification and Subsequent Measurement (Continued)

(ii) Loans and receivables

Loans and receivables are non-derivative financial assets with fixed or determinable payments that are not quoted in an active market and are subsequently measured at amortised cost. Gains or losses are recognised in profit or loss.

Loans and receivables are included in current assets where they are expected to mature within 12 months after the end of the reporting period.

(iii) Held-to-maturity investments

Held-to-maturity investments are non-derivative financial assets with fixed maturities and fixed or determinable payments and fixed maturities that the Council's management has the positive intention and ability to hold to maturity. They are subsequently measured at amortised cost. Gains or losses are recognised in profit or loss.

Held-to-maturity investments are included in current assets where they are expected to mature within 12 months after the end of the reporting period. All other investments are classified as non-current.

(iv) Available-for-sale financial assets

Available-for-sale financial assets, are non-derivative financial assets that are either not suitable to be classified into other categories of financial assets due to their nature, or they are designated as such by management. They comprise investments in the equity of other entities where there is neither a fixed maturity nor fixed or determinable.

They are subsequently measured at fair value with changes in such fair value (i.e. gains or losses) recognised in other comprehensive income (except for impairment losses). When the financial asset is derecognised, the cumulative gain or loss pertaining to the asset previously recognised in other comprehensive income, is reclassified into profit or loss.

Available-for-sale financial assets are included in current assets where they are expected to be sold within 12 months after the end of the reporting period. All other available-for-sale financial assets are classified as non-current.

The Shire of Beverley does not hold any available-for-sale financial assets.

(v) Financial liabilities

Non-derivative financial liabilities (excluding financial guarantees) are subsequently measured at amortised cost. Gains or losses are recognised in profit or loss.

SHIRE OF BEVERLEY
NOTES TO AND FORMING PART OF THE BUDGET
FOR THE YEAR ENDED 30TH JUNE 2022

1. SIGNIFICANT ACCOUNTING POLICIES (Continued)

(m) Financial Instruments (Continued)

Classification and Subsequent Measurement (Continued)

Impairment

At the end of each reporting period, the Council assesses whether there is objective evidence that a financial instrument has been impaired.

A financial asset is deemed to be impaired if, and only if, there is objective evidence of impairment as a result of one or more events having occurred, which will have an impact on the estimated future cash flows of the financial asset(s).

In the case of available-for-sale financial instruments, a significant or prolonged decline in the market value of the instrument is considered a loss event. Impairment losses are recognised in profit or loss immediately. Also, any cumulative decline in fair value previously recognised in other comprehensive income is reclassified into profit or loss at this point.

Derecognition

Financial assets are derecognised where the contractual rights to receipt of cash flows expire or the asset is transferred to another party whereby the Council no longer has any significant continued involvement in the risks and benefits associated with the asset.

Financial liabilities are derecognised where the related obligations are discharged, cancelled or expire. The difference between the carrying amount of the financial liability extinguished or transferred to another party and the fair value of the consideration paid, including the transfer of non-cash assets or liabilities assumed, is recognised in profit or loss.

(n) Impairment

In accordance with Australian Accounting Standards the Council's assets, other than inventories, are assessed at each reporting date to determine whether there is any indication they may be impaired.

Where such an indication exists, an impairment test is carried out on the asset by comparing the recoverable amount of the asset, being the higher of the asset's fair value less costs to sell and value in use, to the asset's carrying amount.

Any excess of the asset's carrying amount over its recoverable amount is recognised immediately in profit or loss, unless the asset is carried at a revalued amount in accordance with another standard (e.g. AASB 116).

Any impairment loss of a revalued asset is treated as a revaluation decrease in accordance with that other standard.

For non-cash generating assets such as roads, drains, public buildings and the like, value in use is represented by the depreciated replacement cost of the asset.

SHIRE OF BEVERLEY
NOTES TO AND FORMING PART OF THE BUDGET
FOR THE YEAR ENDED 30TH JUNE 2022

1. SIGNIFICANT ACCOUNTING POLICIES (Continued)

(o) Trade and Other Payables

Trade and other payables represent liabilities for goods and services provided to the Council prior to the end of the financial year that are unpaid and arise when the Council becomes obliged to make future payments in respect of the purchase of these goods and services. The amounts are unsecured, are recognised as a current liability and are normally paid within 30 days of recognition.

(p) Employee Benefits

Short-Term Employee Benefits

Provision is made for Council's obligations for short-term employee benefits. Short-term employee benefits are benefits (other than termination benefits) that are expected to be settled wholly before 12 months after the end of the annual reporting period in which the employees render the related service, including wages, salaries and sick leave. Short-term employee benefits are measured at the (undiscounted) amounts expected to be paid when the obligation is settled.

Council's obligations for short-term employee benefits such as wages, salaries and sick leave are recognised as a part of current trade and other payables in the statement of financial position. Council's obligations for employees' annual leave and long service leave entitlements are recognised as provisions in the statement of financial position.

Other Long-Term Employee Benefits

Provision is made for employees' long service leave and annual leave entitlements not expected to be settled wholly within 12 months after the end of the annual reporting period in which the employees render the related service. Other long-term employee benefits are measured at the present value of the expected future payments to be made to employees. Expected future payments incorporate anticipated future wage and salary levels, durations of service and employee departures and are discounted at rates determined by reference to market yields at the end of the reporting period on government bonds that have maturity dates that approximate the terms of the obligations. Any remeasurements for changes in assumptions of obligations for other long-term employee benefits are recognised in profit or loss in the periods in which the changes occur.

Council's obligations for long-term employee benefits are presented as non-current provisions in its statement of financial position, except where Council does not have an unconditional right to defer settlement for at least 12 months after the end of the reporting period, in which case the obligations are presented as current provisions.

(q) Borrowing Costs

Borrowing costs are recognised as an expense when incurred except where they are directly attributable to the acquisition, construction or production of a qualifying asset. Where this is the case, they are capitalised as part of the cost of the particular asset.

SHIRE OF BEVERLEY
NOTES TO AND FORMING PART OF THE BUDGET
FOR THE YEAR ENDED 30TH JUNE 2022

1. SIGNIFICANT ACCOUNTING POLICIES (Continued)

(r) Provisions

Provisions are recognised when:

- a) the Council has a present legal or constructive obligation as a result of past events;
- b) for which it is probable that an outflow of economic benefits will result; and
- c) that outflow can be reliably measured.

Provisions are measured using the best estimate of the amounts required to settle the obligation at the end of the reporting period.

(s) Leases

At inception of a contract, an entity shall assess whether the contract is, or contains, a lease. A contract is, or contains, a lease if the contract conveys the right to control the use of an identified asset for a period of time in exchange for consideration.

At the commencement date, a lessee shall recognise a right-of-use asset and a lease liability.

At the commencement date, a lessee shall measure the right-of-use asset at cost.

At the commencement date, a lessee shall measure the lease liability at the present value of the lease payments that are not paid at that date. The lease payments shall be discounted using the interest rate implicit in the lease, if that rate can be readily determined. If that rate cannot be readily determined, the lessee shall use the lessee's incremental borrowing rate.

(t) Interests in Joint Arrangements

Joint arrangements represent the contractual sharing of control between parties in a business venture where unanimous decisions about relevant activities are required.

Separate joint venture entities providing joint venturers with an interest to net assets are classified as a joint venture and accounted for using the equity method.

Joint venture operations represent arrangements whereby joint operators maintain direct interests in each asset and exposure to each liability of the arrangement. Council's interests in the assets, liabilities, revenue and expenses of joint operations are included in the respective line items of the financial statements. Information about the joint ventures is set out in Note 19.

(u) Current and Non-Current Classification

In the determination of whether an asset or liability is current or non-current, consideration is given to the time when each asset or liability is expected to be settled. The asset or liability is classified as current if it is expected to be settled within the next 12 months, being the Council's operational cycle. In the case of liabilities where the Council does not have the unconditional right to defer settlement beyond 12 months, such as vested long service leave, the liability is classified as current even if not expected to be settled within the next 12 months. Inventories held for trading are classified as current even if not expected to be realised in the next 12 months except for land held for resale where it is held as non-current based on Council's intentions to release for sale.

(v) Comparative Figures

Where required, comparative figures have been adjusted to conform with changes in presentation of the current budget year.

SHIRE OF BEVERLEY
NOTES TO AND FORMING PART OF THE BUDGET
FOR THE YEAR ENDED 30TH JUNE 2022

1. SIGNIFICANT ACCOUNTING POLICIES (Continued)

(w) Budget Comparative Figures

Unless otherwise stated, the budget comparative figures shown in this budget document relate to the original budget estimate for the relevant item of disclosure.

(x) Change In Accounting Policies

This note explains the impact of the adoption of AASB 15 Revenue from Contracts with Customers, AASB 16 Leases and AASB 1058 Income for Not-for-Profit Entities.

AASB 15 Revenue From Contracts With Customers

The Shire of Beverley adopted AASB 15 on 1 July 2019 resulting in changes in accounting policies. In accordance with the transition provisions AASB 15, the Shire of Beverley has adopted the new rules retrospectively with the cumulative effect of initially applying these rules recognised on 1 July 2019.

No adjustment has been made to the retained surplus as at 1 July 2019 when applying AASB 15. Any applicable transactions have been appropriately accounted for in the preceding financial year.

Currently the Shire of Beverley does not expect to have any Contract Assets or Contract Liabilities at the balance date.

AASB 16 Leases

On adoption of AASB 16, for leases which had previously been classified as an 'operating lease' when applying AASB 117, the Shire of Beverley is not required to make any adjustments on transition for leases for which the underlying asset is of low value. Assets for which the fair value as at the date of acquisition is under \$5,000 are not recognised as an asset in accordance with Financial Management Regulation 17A (5).

AASB 1058 Income For Not-For-Profit Entities

The Shire of Beverley has adopted AASB 1058 from 1 July 2019 which resulted in changes in accounting policies. In accordance with the transition provisions AASB 1058, the Shire of Beverley has adopted the new rules retrospectively with the cumulative effect of initially applying AASB 1058 recognised at 1 July 2019. Comparative information for prior reporting periods shall not be restated in accordance with AASB 1058 transition requirements.

No adjustment has been made to the retained surplus as at 1 July 2019 when applying AASB 1058. Any applicable transactions have been appropriately accounted for in the preceding financial year.

Currently the Shire of Beverley does not expect to have any transactions applicable to the adoption of AASB 1058 at the balance date.

Prepaid rates are, until the taxable event for the rates has occurred, refundable at the request of the ratepayer. Therefore the rates received in advance give rise to a financial liability that is within the scope of AASB 9. On 1 July 2019 the prepaid rates were recognised as a financial asset and a related amount was recognised as a financial liability and no income was recognised by the Shire of Beverley. When the taxable event occurs the financial liability is extinguished and the Shire of Beverley recognises income for the prepaid rates that have not been refunded.

The Shire of Beverley was not provided with any Volunteer Services during the year.

Any applicable transactions have been appropriately accounted for in the preceding financial year.

SHIRE OF BEVERLEY
NOTES TO AND FORMING PART OF THE BUDGET
FOR THE YEAR ENDED 30TH JUNE 2022

2. REVENUES AND EXPENSES	2021/22 Budget \$	2020/21 Actual \$	2020/21 Budget \$
(a) Net Result from Ordinary Activities was arrived at after:			
(i) Charging as Expenses:			
Auditors Remuneration			
Audit Services	25,000	11,132	25,000
Other Services	4,000	7,392	4,000
Depreciation			
<u>By Program</u>			
General Purpose Funding	-	-	-
Governance	57,808	41,556	46,851
Law, Order, Public Safety	10,694	6,312	2,246
Health	14,834	20,879	17,515
Education and Welfare	-	-	-
Housing	87,075	88,270	88,238
Community Amenities	56,425	52,998	54,238
Recreation and Culture	645,108	623,116	601,747
Transport	1,259,238	1,258,792	1,258,784
Economic Services	25,141	12,209	10,536
Other Property and Services	248,734	255,404	233,039
	<u>2,405,057</u>	<u>2,359,536</u>	<u>2,313,194</u>
<u>By Class</u>			
Land and Buildings	714,312	683,588	671,184
Furniture and Equipment	31,482	16,438	18,637
Plant and Equipment	289,544	289,793	253,653
Roads	822,388	822,388	822,389
Bridges	385,142	385,142	385,142
Footpaths	37,944	37,944	37,944
Drainage	49,659	49,658	49,659
Parks and Ovals	74,586	74,585	74,586
	<u>2,405,057</u>	<u>2,359,536</u>	<u>2,313,194</u>
Interest Expenses (Finance Costs)			
- Debentures (refer note 5(a))	65,273	65,623	70,964
	<u>65,273</u>	<u>65,623</u>	<u>70,964</u>
Rental Charges			
- Operating Leases			
<i>Photocopier Lease (expiring June 2020)</i>	-	6,364	-
	<u>-</u>	<u>6,364</u>	<u>-</u>
(ii) Crediting as Revenues:			
Interest Earnings			
Investments			
- Reserve Funds	2,831	12,013	15,492
- Other Funds	2,500	5,742	6,000
Other Interest Revenue (refer note 12)	20,500	32,289	20,500
	<u>25,831</u>	<u>50,044</u>	<u>41,992</u>

SHIRE OF BEVERLEY
NOTES TO AND FORMING PART OF THE BUDGET
FOR THE YEAR ENDED 30TH JUNE 2022

2. REVENUES AND EXPENSES (Continued)

(b) Statement of Objective

In order to discharge its responsibilities to the community, Council has developed a set of operational and financial objectives. These objectives have been established both on an overall basis and for each of its broad activities/programs.

Council operations as disclosed in this budget encompass the following service orientated activities/programs:

GOVERNANCE

Member of Council Allowances and Reimbursements, Civic Functions, Election Expenses and Administration Expenses.

GENERAL PURPOSE FUNDING

Rates Levied, Interest on Late Payment of Rates, General Purpose Grants and Interest Received on Investments.

LAW, ORDER, PUBLIC SAFETY

Supervision of various Local Laws, Fire Prevention and Animal Control.

HEALTH

Subsidisation of the Beverley Medical Practice, Environmental Health, Food Control and Pest Control.

EDUCATION AND WELFARE

Pre-Schools and other Education. Care of Families and Children.

HOUSING

Aged Persons Residence and Staff Housing.

COMMUNITY AMENITIES

Refuse Collection Services, Landfill Site Operations, Protection of the Environment, Administration of the Town Planning Scheme and Urban Stormwater and Drainage Works.

RECREATION AND CULTURE

Maintenance of Halls, Swimming Pool, Recreation Ground, Reserves, Libraries and Other Culture.

TRANSPORT

Maintenance of Roads, Drainage Works, Footpaths, Street Lighting, Crossovers, Verge Maintenance and Street Sweeping.

ECONOMIC SERVICES

Weed Control, Area Promotion, Implementation of Building Controls and Swimming Pool Inspections.

OTHER PROPERTY & SERVICES

Private Works, Public Works Overheads, Plant Operations, Materials, Salaries and Wages Controls and Other Unclassified Activities.

SHIRE OF BEVERLEY
NOTES TO AND FORMING PART OF THE BUDGET
FOR THE YEAR ENDED 30TH JUNE 2022

3. ACQUISITION OF ASSETS	2021/22 Budget \$
The following assets are budgeted to be acquired during the year:	
<u>By Program</u>	
Governance	
CEO Vehicle	60,000
DCEO Vehicle	50,000
Health	
Doctor Vehicle	32,000
Housing	
Hunt Road Village - Unit Refurbishment	20,000
6 Barnsley Street - Bathroom Refurbishment	15,000
Recreation and Culture	
Recreation Ground Playground Extension	40,000
Town Hall Lobbies	12,438
Transport	
Vincent Street Streetscape Redevelopment	4,894,968
Road Construction	1,661,584
Bridge Construction	220,965
Footpath Construction	14,076
Drainage Construction	10,505
Grader	456,500
Rubber Tyred Roller	190,000
Maintenance Truck	108,000
Mechanics Ute	50,480
Economic Services	
Onsite Accommodation Units Solar & Landscaping	200,000
Onsite Accommodation Carports	42,455
	<u>8,078,971</u>
<u>By Class</u>	
Land Held for Resale	-
Land and Buildings	329,893
Plant and Equipment	946,980
Furniture and Equipment	-
Total Property, Plant & Equipment Acquisitions	<u>1,276,873</u>
Infrastructure Assets - Roads	6,556,552
Infrastructure Assets - Bridges	220,965
Infrastructure Assets - Drainage	10,505
Infrastructure Assets - Footpaths	14,076
Infrastructure Assets - Parks and Ovals	-
Total Infrastructure Acquisitions	<u>6,802,098</u>
Total Acquisition of Assets	<u>8,078,971</u>

SHIRE OF BEVERLEY
NOTES TO AND FORMING PART OF THE BUDGET
FOR THE YEAR ENDED 30TH JUNE 2022

4. DISPOSALS OF ASSETS

The following assets are budgeted to be disposed of during the year.

<u>By Program</u>	Net Book Value	Sale Proceeds	Profit(Loss)
	2021/22 BUDGET	2021/22 BUDGET	2021/22 BUDGET
	\$	\$	\$
Governance	(62,500)	61,000	(1,500)
Health	(20,000)	10,000	(10,000)
Other Property and Services	(241,400)	288,000	46,600
	(323,900)	359,000	35,100

<u>By Class</u>	Net Book Value	Sale Proceeds	Profit(Loss)
	2021/22 BUDGET	2021/22 BUDGET	2021/22 BUDGET
	\$	\$	\$
Plant and Equipment	(323,900)	359,000	35,100
	(323,900)	359,000	35,100

Summary

	2021/22 BUDGET
	\$
Profit on Asset Disposals	80,600
Loss on Asset Disposals	(45,500)
	<u>35,100</u>

**SHIRE OF BEVERLEY
NOTES TO AND FORMING PART OF THE BUDGET
FOR THE YEAR ENDED 30TH JUNE 2022**

5. INFORMATION ON BORROWINGS

(a) Debenture Repayments

Particulars	Principal 1-Jul-20	New Loans	Principal Repayments		Principal Outstanding		Interest Repayments	
			2021/22 Budget \$	2020/21 Actual \$	2021/22 Budget \$	2020/21 Actual \$	2021/22 Budget \$	2020/21 Actual \$
Recreation								
Loan 117 - Bowling Greens (SSL)	9,046		9,046	17,288	0	9,045	461	1,466
Recreation								
Loan 118 - Recreation Centre	698,712		47,103	44,974	651,609	698,712	37,000	36,823
Community Amenities								
Loan 119 - Storm Water Dams	-		-	31,338	-	-	-	513
Recreation								
Loan 120 - Community Centre	671,468		45,904	44,338	625,564	671,467	27,812	26,821
Governance								
Loan 121 - Vincent Street Streetscape	-	1,000,000	-	-	1,000,000	-	-	-
	1,379,226	1,000,000	102,053	137,938	2,277,173	1,379,224	65,273	65,623

All debenture repayments are to be financed by general purpose revenue.

**SHIRE OF BEVERLEY
NOTES TO AND FORMING PART OF THE BUDGET
FOR THE YEAR ENDED 30TH JUNE 2022**

5. INFORMATION ON BORROWINGS (Continued)

(b) New Debentures

Council intends to raise a loan of \$1,000,000 from the WA Treasury Corporation during the 2021/22 financial year being; \$1,000,000 towards the Vincent Street Streetscape Redevelopment project.

(c) Unspent Debentures

Council had no unspent debenture funds as at 30th June 2021 nor is it expected to have unspent debenture funds as at 30th June 2022.

(d) Overdraft

Council has not utilised an overdraft facility during the 2020/21 financial year or intends to utilise a facility during 2021/22.

SHIRE OF BEVERLEY
NOTES TO AND FORMING PART OF THE BUDGET
FOR THE YEAR ENDED 30TH JUNE 2022

	2021/22 Budget \$	2020/21 Actual \$	2020/21 Budget \$
6. RESERVES			
(a) Annual Leave Reserve			
<i>Purpose - to be used to fund annual leave requirements.</i>			
Opening Balance	139,689	139,052	139,052
Amount Set Aside / Transfer to Reserve	140	637	834
Amount Used / Transfer from Reserve	-	-	-
	<u>139,829</u>	<u>139,689</u>	<u>139,886</u>
(b) Avon River Development Reserve			
<i>Purpose - to be used to develop the Avon River pool and surrounding environment.</i>			
Opening Balance	25,959	25,841	25,841
Amount Set Aside / Transfer to Reserve	26	118	155
Amount Used / Transfer from Reserve	(20,115)	-	-
	<u>5,870</u>	<u>25,959</u>	<u>25,996</u>
(c) Building Reserve			
<i>Purpose - to be used to fund the construction of new and renovation of existing Council buildings.</i>			
Opening Balance	290,321	288,997	288,997
Amount Set Aside / Transfer to Reserve	290	1,324	1,734
Amount Used / Transfer from Reserve	(224,000)	-	(144,000)
	<u>66,611</u>	<u>290,321</u>	<u>146,731</u>
(d) Community Bus Reserve			
<i>Purpose - to be used for the replacement of the Community Bus.</i>			
Opening Balance	38,015	37,842	37,842
Amount Set Aside / Transfer to Reserve	1,198	173	1,384
Amount Used / Transfer from Reserve	-	-	-
	<u>39,213</u>	<u>38,015</u>	<u>39,226</u>
(e) Cropping Committee Reserve			
<i>Purpose - to be used to fund Community Based projects and assist Community Groups.</i>			
Opening Balance	190,702	159,095	159,095
Amount Set Aside / Transfer to Reserve	24,851	31,607	38,683
Amount Used / Transfer from Reserve	(44,000)	-	(20,000)
	<u>171,553</u>	<u>190,702</u>	<u>177,778</u>
(f) Emergency Services Reserve			
<i>Purpose - to be used to acquire Emergency Service support equipment.</i>			
Opening Balance	28,701	28,570	28,570
Amount Set Aside / Transfer to Reserve	29	131	171
Amount Used / Transfer from Reserve	-	-	-
	<u>28,730</u>	<u>28,701</u>	<u>28,741</u>
(g) LSL and Gratuity Reserve			
<i>Purpose - to be used to fund Long Service Leave and Gratuity payment obligations.</i>			
Opening Balance	-	30,569	30,569
Amount Set Aside / Transfer to Reserve	-	103	183
Amount Used / Transfer from Reserve	-	(30,672)	(30,752)
	<u>-</u>	<u>-</u>	<u>-</u>

SHIRE OF BEVERLEY
NOTES TO AND FORMING PART OF THE BUDGET
FOR THE YEAR ENDED 30TH JUNE 2022

	2021/22 Budget \$	2020/21 Actual \$	2020/21 Budget \$
6. RESERVES (Continued)			
(h) ITC Renewal Reserve			
<i>Purpose - to be used for the replacement of the Data Server, Phone System and Major Software upgrades.</i>			
Opening Balance	-	-	-
Amount Set Aside / Transfer to Reserve	20,000	-	-
Amount Used / Transfer from Reserve	-	-	-
	<u>20,000</u>	<u>-</u>	<u>-</u>
(i) Plant Replacement Reserve			
<i>Purpose - to be used for the purchase of major plant.</i>			
Opening Balance	418,969	367,263	367,263
Amount Set Aside / Transfer to Reserve	50,419	51,706	52,204
Amount Used / Transfer from Reserve	(247,500)	-	(245,000)
	<u>221,888</u>	<u>418,969</u>	<u>174,467</u>
(j) Recreation Development Reserve			
<i>Purpose - to be used to fund capital projects to enhance recreational pursuits.</i>			
Opening Balance	577,461	432,414	432,414
Amount Set Aside / Transfer to Reserve	5,578	145,047	145,594
Amount Used / Transfer from Reserve	-	-	-
	<u>583,039</u>	<u>577,461</u>	<u>578,008</u>
(k) Infrastructure Reserve			
<i>Purpose - to be used to fund infrastructure construction and maintenance projects including Roads, Bridges, Footpaths & Drainage.</i>			
Opening Balance	551,030	513,661	513,661
Amount Set Aside / Transfer to Reserve	551	37,369	3,082
Amount Used / Transfer from Reserve	(385,000)	-	(326,286)
	<u>166,581</u>	<u>551,030</u>	<u>190,457</u>
(l) Airfield Emergency Lighting Reserve			
<i>Purpose - to be used for the upgrade and maintenance of the Airfield runway lighting.</i>			
Opening Balance	40,130	39,947	39,947
Amount Set Aside / Transfer to Reserve	40	183	240
Amount Used / Transfer from Reserve	-	-	-
	<u>40,170</u>	<u>40,130</u>	<u>40,187</u>
(m) Senior's Housing Reserve			
<i>Purpose - to be used for the future development and current maintenance of Senior's Housing.</i>			
Opening Balance	162,054	152,773	152,773
Amount Set Aside / Transfer to Reserve	19,129	9,281	49,443
Amount Used / Transfer from Reserve	(20,000)	-	(20,000)
	<u>161,183</u>	<u>162,054</u>	<u>182,216</u>
(n) Mainstreet Redevelopment Reserve			
<i>Purpose - to be used to fund the redevelopment of Vincent Street including undergrounding of power supply.</i>			
Opening Balance	307,402	306,000	306,000
Amount Set Aside / Transfer to Reserve	307	1,402	1,836
Amount Used / Transfer from Reserve	(307,709)	-	(307,836)
	<u>-</u>	<u>307,402</u>	<u>-</u>
(o) Avondale Machinery Museum Reserve			
<i>Purpose - to be used to fund Avondale Machinery Museum upgrades and special projects.</i>			
Opening Balance	60,275	60,000	60,000
Amount Set Aside / Transfer to Reserve	60	275	360
Amount Used / Transfer from Reserve	(35,000)	-	(20,000)
	<u>25,335</u>	<u>60,275</u>	<u>40,360</u>

**SHIRE OF BEVERLEY
NOTES TO AND FORMING PART OF THE BUDGET
FOR THE YEAR ENDED 30TH JUNE 2022**

	2021/22 Budget \$	2020/21 Actual \$	2020/21 Budget \$
6. RESERVES (Continued)			
(p) Summary			
Opening Balance	2,830,708	2,582,024	2,582,024
Amount Set Aside / Transfer to Reserve	122,618	279,356	295,903
Amount Used / Transfer from Reserve	<u>(1,283,324)</u>	<u>(30,672)</u>	<u>(1,113,874)</u>
Total Reserves	<u><u>1,670,002</u></u>	<u><u>2,830,708</u></u>	<u><u>1,764,053</u></u>

All of the above reserve accounts are to be supported by money held in financial institutions.

SHIRE OF BEVERLEY
NOTES TO AND FORMING PART OF THE BUDGET
FOR THE YEAR ENDED 30TH JUNE 2022

6. RESERVES (Continued)	2021/22 Budget \$	2020/21 Actual \$	2020/21 Budget \$
Summary of Transfers			
To Cash Backed Reserves			
Transfers to Reserves			
Annual Leave Reserve	140	637	834
Avon River Development Reserve	26	118	155
Building Reserve	290	1,324	1,734
Community Bus Reserve	1,198	173	1,384
Cropping Committee Reserve	24,851	31,607	38,683
Emergency Services Reserve	29	131	171
LSL and Gratuity Reserve	-	103	183
ITC Renewal Reserve	20,000	-	-
Plant Replacement Reserve	50,419	51,706	52,204
Recreation Development Reserve	5,578	145,047	145,594
Infrastructure Reserve	551	37,369	3,082
Airfield Emergency Lighting Reserve	40	183	240
Senior's Housing Reserve	19,129	9,281	49,443
Mainstreet Redevelopment Reserve	307	1,402	1,836
Avondale Machinery Museum Reserve	60	275	360
	<u>122,618</u>	<u>279,356</u>	<u>295,903</u>
Transfers from Reserves			
Annual Leave Reserve	-	-	-
Avon River Development Reserve	(20,115)	-	-
Building Reserve	(224,000)	-	(144,000)
Community Bus Reserve	-	-	-
Cropping Committee Reserve	(44,000)	-	(20,000)
Emergency Services Reserve	-	-	-
LSL and Gratuity Reserve	-	(30,672)	(30,752)
ITC Renewal Reserve	-	-	-
Plant Replacement Reserve	(247,500)	-	(245,000)
Recreation Development Reserve	-	-	-
Infrastructure Reserve	(385,000)	-	(326,286)
Airfield Emergency Lighting Reserve	-	-	-
Senior's Housing Reserve	(20,000)	-	(20,000)
Mainstreet Redevelopment Reserve	(307,709)	-	(307,836)
Avondale Machinery Museum Reserve	(35,000)	-	(20,000)
	<u>(1,283,324)</u>	<u>(30,672)</u>	<u>(1,113,874)</u>
Total Transfer to/(from) Reserves	<u>(1,160,706)</u>	<u>248,684</u>	<u>(817,971)</u>

**SHIRE OF BEVERLEY
NOTES TO AND FORMING PART OF THE BUDGET
FOR THE YEAR ENDED 30TH JUNE 2022**

	Note	2021/22 Budget \$	2020/21 Actual \$
7. NET CURRENT ASSETS			
Composition of Estimated Net Current Asset Position			
CURRENT ASSETS			
Cash - Unrestricted	15(a)	282,582	2,311,328
Cash - Restricted Reserves	15(a)	1,670,002	2,830,709
Receivables		371,295	474,613
Prepaid Expenses		-	-
Inventories		10,282	10,282
		2,334,161	5,626,932
LESS: CURRENT LIABILITIES			
Payables and Provisions		(896,576)	(1,369,871)
NET CURRENT ASSET POSITION		1,437,585	4,257,061
Less Cash - Restricted Reserves	15(a)	(1,670,002)	(2,830,709)
Less Self Supporting Loan Income		(10,968)	(14,285)
Add Leave Reserves - Cash Backed		139,689	139,689
Add Loan Principal Payable		96,859	102,053
Add Lease Payable		6,837	-
ESTIMATED SURPLUS/(DEFICIENCY) C/FWD		-	1,653,810

The estimated surplus/(deficiency) c/fwd in the 2020/21 actual column represents the surplus (deficit) brought forward as at 1 July 2021.

The estimated surplus/(deficiency) c/fwd in the 2021/22 budget column represents the surplus (deficit) carried forward as at 30 June 2022.

SHIRE OF BEVERLEY
NOTES TO AND FORMING PART OF THE BUDGET
FOR THE YEAR ENDED 30TH JUNE 2022

8. RATING INFORMATION

RATE TYPE	Rate in \$	Number of Properties	Rateable Value \$	2021/22 Budgeted Rate Revenue \$	2021/22 Budgeted Total Revenue \$	2020/21 Actual \$
GRV	0.115782	502	5,851,422	677,489	677,489	646,653
UV	0.008237	569	268,373,000	2,210,588	2,210,588	2,142,147
UV - Mining	0.008237	-	-	-	-	-
Sub-Totals		1,071	274,224,422	2,888,077	2,888,077	2,788,800
Minimum Rates	Minimum \$					
GRV	896	159	598,043	142,464	142,464	138,186
UV	896	161	13,477,700	144,256	144,256	110,037
UV - Mining	896	18	212,625	16,128	16,128	3,412
Sub-Totals		338	14,288,368	302,848	302,848	251,635
Discounts (Note 11)					(255,274)	(252,411)
Total Amount of General Rates					2,935,651	2,788,024
Interim Rates - GRV					1,000	(1,321)
Interim Rates - UV					1,000	7,715
Ex-Gratia Rates					3,000	3,449
Rates Written Off					(500)	(959)
Specified Area Rates (Note 9)					-	-
Total Rates					2,940,151	2,796,908

All land except exempt land in the Shire of Beverley is rated according to its Gross Rental Value (GRV) in townsites or Unimproved Value (UV) in the remainder of the Shire.

The general rates detailed above for the 2021/22 financial year have been determined by Council on the basis of raising the revenue required to meet the deficiency between the total estimated expenditure proposed in the budget and the estimated revenue to be received from all sources other than rates and also considering the extent of any increase in rating over the level adopted in the previous year.

The minimum rates have been determined by Council on the basis that all ratepayers must make a reasonable contribution to the cost of the Local Government services/facilities.

**SHIRE OF BEVERLEY
NOTES TO AND FORMING PART OF THE BUDGET
FOR THE YEAR ENDED 30TH JUNE 2022**

9. SPECIFIED AREA RATE

No specified area rates will be levied during the 2021/22 year.

10. SERVICE CHARGES

No service charge will be levied during the 2021/22 year.

11. DISCOUNTS, INCENTIVES, CONCESSIONS, & WRITE-OFFS

The following discount on rates is offered to those who pay their rates in full within 21 days of the date of service appearing on the rate notice.

GENERAL RATES DISCOUNT FOR EARLY PAYMENT OF RATES: 10%	VALUE: \$255,274
---	-------------------------

12. INTEREST CHARGES AND INSTALMENTS

Pursuant to Section 6.51 of the *Local Government Act 1995* and Financial Management Regulation 27(a) the Shire of Beverley has imposed the following rate of interest applicable for the late payment of rates and rubbish charges as follows:

(a) Where no election has been made to pay the rate and rubbish charge by instalments due;

(i) after it becomes due and payable; or

(ii) 35 days after the date of issue of the rate notice.

whichever is the later.

(b) Where an election has been made to pay the rate & rubbish charge by instalments and an instalment remains unpaid after its due and payable.

The rate of interest to apply is 7% and the estimated revenue from the imposition of the charge amounts to \$14,500 for the 2021/22 financial year.

Pursuant to Section 6.45 of the *Local Government Act 1995* and Financial Management Regulation 27(c) the due date of each instalment is as follows:

1st Instalment	Friday 10th September 2021
2nd Instalment	Wednesday 10th November 2021
3rd Instalment	Monday 10th January 2022
4th Instalment	Thursday 10th March 2022

Charges on instalment Plan is \$10.00 Administration Charge and rate of interest of 5.5%, the estimated revenue from the imposition amounts to \$8,000 for the 2021/22 financial year.

No interest is charged under Section 6.13 of the *Local Government Act 1995* for the late payment of money other than rates.

SHIRE OF BEVERLEY
NOTES TO AND FORMING PART OF THE BUDGET
FOR THE YEAR ENDED 30TH JUNE 2022

13. FEES & CHARGES REVENUE	2021/22	2020/21
	Budget	Actual
	\$	\$
General Purpose Funding	22,000	30,855
Governance	1,000	4,595
Law, Order, Public Safety	8,200	18,988
Health	300	327
Education and Welfare	-	-
Housing	124,692	116,042
Community Amenities	207,631	222,871
Recreation & Culture	78,975	152,189
Transport	7,000	7,195
Economic Services	177,044	122,190
Other Property & Services	21,338	19,160
	<u>648,180</u>	<u>694,412</u>
14. ELECTED MEMBERS REMUNERATION	2021/22	2020/21
	Budget	Actual
	\$	\$
The following fees, expenses and allowances were paid to council members and/or the president.		
Meeting Fees	40,900	39,100
President's Allowance	5,500	5,500
Deputy President's Allowance	1,375	1,375
Travelling Expenses	5,000	2,091
Telecommunications Allowance	38,150	9,479
	<u>90,925</u>	<u>57,545</u>

SHIRE OF BEVERLEY
NOTES TO AND FORMING PART OF THE BUDGET
FOR THE YEAR ENDED 30TH JUNE 2022

15. NOTES TO THE STATEMENT OF CASH FLOWS

(a) Reconciliation of Cash

For the purposes of the statement of cash flows, cash includes cash and cash equivalents, net of outstanding bank overdrafts. Estimated cash at the end of the reporting period is as follows:

	2021/22 Budget \$	2020/21 Actual \$	2020/21 Budget \$
Cash - Unrestricted	282,581	2,311,328	189,080
Cash - Restricted	<u>1,670,002</u>	<u>2,830,709</u>	<u>1,764,056</u>
	<u><u>1,952,583</u></u>	<u><u>5,142,037</u></u>	<u><u>1,953,136</u></u>

The following restrictions have been imposed by regulation or other externally imposed requirements:

Reserve Funds	1,670,002	2,830,709	1,764,056
Restricted Grant Funds	-	-	-
	<u><u>1,670,002</u></u>	<u><u>2,830,709</u></u>	<u><u>1,764,056</u></u>

(b) Reconciliation of Net Cash Provided By Operating Activities to Net Result

Net Result	1,623,267	1,431,639	951,795
Depreciation	2,405,057	2,359,536	2,313,194
(Profit)/Loss on Sale of Asset	(35,100)	21,292	(2,364)
Loss on Revaluation of Non Current Assets	-	-	-
(Increase)/Decrease in Receivables	-	27,175	-
(Increase)/Decrease in Inventories	-	(937)	-
Increase/(Decrease) in Payables	(5,240)	5,777	-
Increase/(Decrease) in Employee Provisions	-	38,583	-
Grants/Contributions for the Development of Assets	(3,659,796)	(2,326,087)	(3,012,200)
Non-Current Assets recognised due to change in Legislative Requirements	-	-	-
Net Cash from Operating Activities	<u><u>328,188</u></u>	<u><u>1,556,978</u></u>	<u><u>250,425</u></u>

(c) Undrawn Borrowing Facilities

Credit Standby Arrangements

Credit Card limit	15,500	15,500	10,000
Credit Card Balance at Balance Date	-	(11,317)	-
Total Amount of Credit Unused	<u><u>15,500</u></u>	<u><u>4,183</u></u>	<u><u>10,000</u></u>

Loan Facilities

Loan Facilities in use at Balance Date	<u><u>2,277,173</u></u>	<u><u>1,379,225</u></u>	<u><u>3,379,226</u></u>
Unused Loan Facilities at Balance Date	<u><u>-</u></u>	<u><u>-</u></u>	<u><u>-</u></u>

**SHIRE OF BEVERLEY
NOTES TO AND FORMING PART OF THE BUDGET
FOR THE YEAR ENDED 30TH JUNE 2022**

16. TRUST FUNDS

Funds held at balance date over which Council has no control and which are not included in the financial statements are as follows:

Detail	Balance 1-Jul-21 \$	Amounts Received \$	Amounts Paid (\$)	Balance 30-Jun-22 \$
Unclaimed Monies	319	-	(134)	185
Nomination Deposits	-	400	(400)	-
Second Hand Housing Deposits	5,000	-	(5,000)	-
Hunt Road Village Bonds	4,592	-	-	4,592
Subdivision Bonds	10,000	-	(10,000)	0
Key Bonds	2,350	400	(925)	1,825
Cleaning Bonds	1,650	1,500	(3,000)	150
Housing Rental Bonds	500	-	-	500
Cat Trap Bonds	-	100	(100)	-
ILU Retention Fee	304,054	-	(11,988)	292,066
Funds held on behalf of Community	-	-	-	-
Cornerstone Retention Fee	33,963	-	(33,963)	-
Cornerstone Commercial Tenancy Bonds	8,508	-	-	8,508
	<u>370,936</u>	<u>2,400</u>	<u>(65,510)</u>	<u>307,826</u>

17. MAJOR LAND TRANSACTIONS

Council is not anticipated to participate in any major land transactions in 2021/22.

18. TRADING UNDERTAKINGS AND MAJOR TRADING UNDERTAKINGS

It is not anticipated any trading undertakings or major trading undertakings will occur in 2021/22.

19. INTEREST IN JOINT ARRANGEMENTS

Council has no interest in any Joint Ventures or similar arrangements.

SHIRE OF BEVERLEY
2021/22 SCHEDULE OF FEES AND CHARGES
EFFECTIVE FROM 1 JULY 2021

Description	Charge 2019/20	Charge 2020/21	Frequency	GST Exempt	Increase \$	Information/Conditions
SPORTING CLUBS/COMMUNITY ORGANISATIONS						
Football Club	3,600.00	3,600.00	per year		↑ 0.00	Oval, Function Centre and Changerooms
Netball Clubs (Beverley Netball Club & Redbacks Netball Club)	550.00	550.00	per year		↑ 0.00	Courts, Function Centre and Changerooms
Cricket Club	550.00	550.00	per year		↑ 0.00	Oval, Function Centre and Changerooms
Hockey Club	550.00	550.00	per year		↑ 0.00	Oval, Function Centre and Changerooms
Horse and Pony Club (Annual Fee)	120.00	120.00	per year		↑ 0.00	Annual CPI Review as per Licence Agreement. Oval <u>NOT</u> included. Club provide own cleaner.
Horse and Pony Club (Extra Events)	185.00	185.00	per event		↑ 0.00	Includes Main Oval - Function Centre hire extra.
Tennis Club	605.00	605.00	per year		↑ 0.00	Club provide own cleaner/ Ablutions Only
Ladies Badminton Club	41.00	41.00	per booking (AM/PM/Eve)		↑ 0.00	Times must be allocated AM (Morning) PM (Afternoon) or Evening (Night)
Boot Scooting	41.00	41.00	per booking (AM/PM/Eve)		↑ 0.00	Times must be allocated AM (Morning) PM (Afternoon) or Evening (Night)
Ballet Group	41.00	41.00	per booking (AM/PM/Eve)		↑ 0.00	Times must be allocated AM (Morning) PM (Afternoon) or Evening (Night)
CRC Bingo	41.00	41.00	per booking (AM/PM/Eve)		↑ 0.00	Times must be allocated AM (Morning) PM (Afternoon) or Evening (Night)
Soaring Society	4,271.00	4,271.00	per year		↑ 0.00	Annual CPI Review and Billed July as per Lease Agreement.
Soaring Society - Hangar Fees	100.00	100.00	per glider/year		↑ 0.00	Fixed Fee - billed July as per Lease Agreement.
Tractor Pull	294.00	294.00	per event		↑ 0.00	Annual CPI Review as per Licence Agreement.
Beverley Districts Motor Cycle Club (Ulinga Park)	1,144.00	1,144.00	per year		↑ 0.00	Annual CPI Review as per Lease Agreement.
Ladies Hospital Auxiliary - Op Shop (Lesser Hall)	10.00	10.00	per week		↑ 0.00	Lesser Hall use.
Community Markets (Old School Building)	0.00	10.00	per event		↑ 10.00	Old School Building use.
Beverley Station Arts (Licence Fee)	107.00	107.00	per year		↑ 0.00	Annual CPI Review as per Licence Agreement.
Beverley Off Road Motor Sports Association (BORMSA)	2,000.00	2,000.00	per year		↑ 0.00	Fixed Lease.
Telstra (Mobile Tower Lease)	1,000.00	1,000.00	per year		↑ 0.00	Fixed Lease.
CORNERSTONE COMMUNITY CENTRE CHARGES						
Beverley Community Resource Centre Lease	12,156.00	12,156.00	per year		↑ 0.00	As per Management Agreement reviewed annually by CPI.
Commercial Office 1 Lease	100.00	100.00	per week		↑ 0.00	
Commercial Office 2 Lease	150.00	150.00	per week		↑ 0.00	
Commercial Office 3 Lease	90.00	90.00	per week		↑ 0.00	
Commercial Office 4 Lease	220.00	220.00	per week		↑ 0.00	
Creche Lease	350.00	350.00	per week		↑ 0.00	
Conference/Training Facility - Hourly	20.00	20.00	per hour		↑ 0.00	Per Room
Conference/Training Facility - Daily	140.00	140.00	per day		↑ 0.00	Per Room - max. 8 hours inc. use of Kitchen facilities.
Conference/Training Facility - Hourly - Community Group	10.00	10.00	per hour		↑ 0.00	Per Room. Incorporated bodies only. Includes use of tea and coffee making facilities.
Conference/Training Facility - Daily - Community Group	70.00	70.00	per day		↑ 0.00	Per Room - max. 8 hours inc. use of Kitchen facilities. Incorporated bodies only. Includes use of tea and coffee making facilities.
Electronic Display - Advertising Set Up	0.00	55.00	per advert		↑ 55.00	As per Council Policy C015. Community Groups exempt.
Electronic Display - Monthly Advertising	0.00	55.00	per month		↑ 55.00	As per Council Policy C015. Community Groups exempt.

SHIRE OF BEVERLEY
2021/22 SCHEDULE OF FEES AND CHARGES
EFFECTIVE FROM 1 JULY 2021

Description	Charge 2019/20	Charge 2020/21	Frequency	GST Exempt	Increase \$	Information/Conditions
ROAD MAINTENANCE CHARGES						
Austral Brick	5,000.00	5,000.00	per year		↑ 0.00	Road Maintenance Contribution as per Tonnage transported @ 48c per ton - \$5,000 agreed floor price.

SHIRE OF BEVERLEY
2021/22 SCHEDULE OF FEES AND CHARGES
EFFECTIVE FROM 1 JULY 2021

Description	Charge 2019/20	Charge 2020/21	Frequency	GST Exempt	Increase \$	Information/Conditions
HALL						Tables, Chairs, Crockery & Cutlery <u>not</u> to be removed from Hall
Main Hall - Community Group Functions	141.00	191.00	per day		↑ 50.00	Incorporated bodies only. Includes use of Kitchen and Bar Facilities less \$50 if not required.
Lesser Hall - Community Group Functions	102.00	152.00	per day		↑ 50.00	Incorporated bodies only. Includes use of Kitchen and Bar Facilities less \$50 if not required.
Full Complex - Community Group Functions	240.00	240.00	per day		↑ 0.00	Incorporated bodies only. Includes use of Kitchen and Bar Facilities
Main Hall - Private Functions	282.00	332.00	per day		↑ 50.00	Includes use of Kitchen and Bar Facilities less \$50 if not required.
Lesser Hall - Private Functions	205.00	255.00	per day		↑ 50.00	Includes use of Kitchen and Bar Facilities less \$50 if not required.
Full Complex - Private Functions	480.00	480.00	per day		↑ 0.00	Includes use of Kitchen and Bar Facilities
Full Complex - Special Functions	1,000.00	1,000.00	per Event		↑ 0.00	Includes Use of Kitchen and Bar Facilities. Access day before and after to set up/pack up. Use of Hall Chairs and Tables and Scaffold.
Community Meeting Room	FREE	FREE			↑ 0.00	Front room adjacent to Hall Foyer.
Bally Bally Hall	57.00	57.00	per day		↑ 0.00	Cleaning responsibility of Hirer.
Morbinning Hall	57.00	57.00	per day		↑ 0.00	Cleaning responsibility of Hirer.
Key Bond	50.00	50.00	per key	✓	↑ 0.00	Clubs pay one Bond per Season.
Function/Cleaning Bond	150.00	150.00	per event	✓	↑ 0.00	Function Application required. Clubs pay one Bond per Season.

SHIRE OF BEVERLEY
2021/22 SCHEDULE OF FEES AND CHARGES
EFFECTIVE FROM 1 JULY 2021

Description	Charge 2019/20	Charge 2020/21	Frequency	GST Exempt	Increase \$	Information/Conditions
EQUIPMENT RENTALS						
Chairs	1.00	1.00	per chair		↑ 0.00	Old Green Amenities Chairs (stored in Exhibition Shed) only.
Marquee/Tent (Old)	60.00	60.00	per day		↑ 0.00	
Marquee/Tent (New)	110.00	110.00	per day		↑ 0.00	
RECREATION GROUND						
Oval Hire (Day)	190.00	190.00	per day		↑ 0.00	APPLICATION MUST BE SUBMITTED and is SUBJECT TO APPROVAL
Oval Hire (Night)	267.00	267.00	per night		↑ 0.00	APPLICATION MUST BE SUBMITTED and is SUBJECT TO APPROVAL
Exhibition Shed	77.00	77.00	per day		↑ 0.00	Beverley Agricultural Society Exempt. If leased, private hire not available.
Exhibition Shed Commercial Lease	0.00	500.00	per year		↑ 500.00	Beverley Agricultural Society to have access for 2 weeks per year.
Ram Shed	77.00	77.00	per day		↑ 0.00	Beverley Agricultural Society Exempt.
Poultry Shed	77.00	77.00	per day		↑ 0.00	Beverley Agricultural Society Exempt.
Caravan Overflow (Per Van)	28.00	28.00	per day		↑ 0.00	Including Power.
FUNCTION & RECREATION CENTRE						
						Tables, Chairs, Crockery & Cutlery <u>not</u> to be removed from Centre
Community Group Functions	152.00	152.00	per day		↑ 0.00	Local Incorporated Bodies only. Kitchen, Bar and Outside BBQ use included in Function Centre hire fee.
Community Group Meetings	46.00	46.00	per event		↑ 0.00	Local Incorporated Bodies only. Use of meeting room only includes tea and coffee making facilities.
Private Functions	304.00	304.00	per day		↑ 0.00	Kitchen, Bar and Outside BBQ use included in Function Centre hire fee.
Private Meetings	91.00	91.00	per event		↑ 0.00	Use of meeting room only includes tea and coffee making facilities.
Key Bond	50.00	50.00	per key	✓	↑ 0.00	Clubs pay one Bond per Season.
Function/Cleaning Bond	150.00	150.00	per event	✓	↑ 0.00	Function Application required. Clubs pay one Bond per Season.

SHIRE OF BEVERLEY
2021/22 SCHEDULE OF FEES AND CHARGES
EFFECTIVE FROM 1 JULY 2021

Description	Charge 2019/20	Charge 2020/21	Frequency	GST Exempt	Increase \$	Information/Conditions
COMMUNITY BUS						24 seats inc driver, 50% subsidy for transport of school aged children (Local Children Only)
Fee Includes Fuel Charges etc. (Minimum \$50)	1.57	1.57	per km		↑ 0.00	Minimum Hire charge of \$50 applies.
CARAVAN PARK - Power Charges INCLUDED						
Powered - Van/RV Site	28.00	28.00	per day		↑ 0.00	Charge includes use of ablutions for maximum of 2 Persons (Age 5+)
Unpowered - Van/RV Site	16.00	16.00	per day		↑ 0.00	Charge includes use of ablutions for maximum of 2 Persons (Age 5+)
Powered - Campsite	16.00	16.00	per day		↑ 0.00	Charge includes use of ablutions for maximum of 2 Persons (Age 5+)
Unpowered - Campsite	11.00	11.00	per day		↑ 0.00	Charge includes use of ablutions for maximum of 2 Persons (Age 5+)
Additional Person/s (Age 5+ Years)	5.00	5.00	each per day		↑ 0.00	
Children 5 Years Or Under	FREE	FREE			↑ 0.00	
Showers	5.00	5.00	each per shower use		↑ 0.00	
Extended Stay Site (First 28 Days)	170.00	170.00	per week		↑ 0.00	Maximum of 2 Persons (Age 5+) (1-28 days) [140.91 + 14.09 GST]
Extended Stay Site (29+ Days)	170.00	170.00	per week	5% GST	↑ 0.00	Maximum of 2 Persons (Age 5+) 12 Weeks Max - Permission Required [146.92+8.08 GST]
CARAVAN PARK - Onsite Accommodation						All bookings to be made through the Online Portal. Payment via Credit Card.
One Bedroom Unit	0.00	120.00	per night		↑ 120.00	Accommodation for up to 2 people. 1 x King Size Bed
Two Bedroom Unit	0.00	140.00	per night		↑ 140.00	Accommodation for up to 4 people. 1 x King Size Bed 2 x King Single Beds
Extra Persons	0.00	15.00	per person		↑ 15.00	Double fold out couch available in each Unit. Limit 2 additional guests per Unit.
Additional Cleaning Fee	0.00	50.00	per hour		↑ 50.00	Where additional cleaning is required charged at the discretion of the Chief Executive Officer.
Cancellation/No Show Charge	0.00		One Nights Charge		↑ 0.00	Fee equivalent to one nights charge payable for no show or cancellation within 24 hours of booking.
One Bedroom Unit - Weekly Rate	0.00	700.00	per 7 days		↑ 700.00	Linen changed every 7 days.
Two Bedroom Unit - Weekly Rate	0.00	840.00	per 7 days		↑ 840.00	Linen changed every 7 days.
GYM MEMBERSHIP						
Junior Membership - 16-18 Years	75.00	75.00	6 months		↑ 0.00	Written permission required from Parent/Guardian.
Junior Membership - 16-18 Years	125.00	125.00	12 months		↑ 0.00	Written permission required from Parent/Guardian.
Adult Membership - Over 18 Years	120.00	120.00	6 months		↑ 0.00	
Adult Membership - Over 18 Years	200.00	200.00	12 months		↑ 0.00	
Senior/Pensioner Membership	75.00	75.00	6 months		↑ 0.00	
Senior/Pensioner Membership	125.00	125.00	12 months		↑ 0.00	
Occasional Use	50.00	50.00	30 Days		↑ 0.00	Must be 18 years old or over. Valid for up to 30 consecutive days from date of payment.
Personal Trainer Membership	0.00	400.00	12 months		↑ 400.00	Personal Trainers must provide a copy of Accreditation and CoC of Public Liability cover.
Gym Induction Fee	0.00	25.00			↑ 25.00	Compulsory for New Memberships only.
Gym Induction - Personal Trainer Consultation	0.00	25.00			↑ 25.00	Optional for New Memberships only; conducted at same time as compulsory induction.
Gym Access Card Bond	50.00	0.00	per Card	✓	↓ (50.00)	Bond returned via Cheque/EFT payment only.
Gym Access Card - Replacement	0.00	20.00	per Card		↑ 20.00	Applicable to replacement cards only.

SHIRE OF BEVERLEY
2021/22 SCHEDULE OF FEES AND CHARGES
EFFECTIVE FROM 1 JULY 2021

Description	Charge 2019/20	Charge 2020/21	Frequency	GST Exempt	Increase \$	Information/Conditions
SWIMMING POOL						
Adult	5.00	5.00	per entry		↑ 0.00	
Pensioner/Senior	3.00	3.00	per entry		↑ 0.00	
Child (17 Years and Under)	1.00	1.00	per entry		↑ 0.00	
Spectator	1.00	1.00	per entry		↑ 0.00	
Season Ticket - Adult	172.00	170.00	per season		↓ (2.00)	Equivalent to 34 Entries.
Season Ticket - Pensioner/Senior	103.00	102.00	per season		↓ (1.00)	Equivalent to 34 Entries.
Season Ticket - Child (17 years and under)	34.00	34.00	per season		↑ 0.00	Equivalent to 34 Entries.
Season Ticket - Family - Two Adults + 1 Child	303.00	300.00	per season		↓ (3.00)	20% Discount to Individual Season Rates.
Season Ticket - Family - Two Adults + 2 Children	330.00	327.00	per season		↓ (3.00)	20% Discount to Individual Season Rates.
Season Ticket - Family - Two Adults + 3 Children	359.00	354.00	per season		↓ (5.00)	20% Discount to Individual Season Rates.
Season Ticket - Family - Two Adults + 4 Children (Maximum)	386.00	381.00	per season		↓ (5.00)	20% Discount to Individual Season Rates.

SHIRE OF BEVERLEY
2021/22 SCHEDULE OF FEES AND CHARGES
EFFECTIVE FROM 1 JULY 2021

Description	Charge 2019/20	Charge 2020/21	Frequency	GST Exempt	Increase \$	Information/Conditions
COMMUNITY HEALTHY LIFESTYLE PACKAGE						
Combined 12 Month Gym Membership and Pool Season Pass (Adult)	299.00	296.00	per year		↓ (3.00)	20% Saving
Combined 12 Month Gym Membership and Pool Season Pass (Senior)	183.00	182.00	per year		↓ (1.00)	20% Saving
HUNT ROAD VILLAGE						
Rental Charge	150.00	150.00	per week	✓	↑ 0.00	
30B DAWSON STREET						
Rental Charge	250.00	250.00	per week	✓	↑ 0.00	
INDEPENDENT LIVING UNITS						
ILU Management Fee	71.00	71.00	per week per Unit	✓	↑ 0.00	As per ILU Contract.
ILU Deposit Drawdown	5,990.00	5,990.00	per Unit			As per ILU Contract.
BLARNEY ADVERTISING						
Size A ~ 122 X 180mm	96.00	96.00	per advert		↑ 0.00	
Size B ~ 122 X 89mm	47.00	47.00	per advert		↑ 0.00	
Size C ~ 60 X 89mm	29.00	29.00	per advert		↑ 0.00	
Size D ~ 5 Lines*	8.00	8.00	per advert		↑ 0.00	*MUST BE PAID IN ADVANCE
Size E ~ 3 Lines*	5.00	5.00	per advert		↑ 0.00	*MUST BE PAID IN ADVANCE
Size F ~ 122 X 135mm	72.00	72.00	per advert		↑ 0.00	
Size G ~ Full Page	182.00	182.00	per advert		↑ 0.00	
Trading Post	3.00	3.00	per advert		↑ 0.00	Trading Post Format - 120 Characters Maximum
12 Months Size A	960.00	960.00	per year		↑ 0.00	12 Editions
12 Months Size B	470.00	470.00	per year		↑ 0.00	12 Editions
12 Months Size C	290.00	290.00	per year		↑ 0.00	12 Editions
12 Months Size F	720.00	720.00	per year		↑ 0.00	12 Editions
12 Months Size G	1,820.00	1,820.00	per year		↑ 0.00	12 Editions

SHIRE OF BEVERLEY
2021/22 SCHEDULE OF FEES AND CHARGES
EFFECTIVE FROM 1 JULY 2021

Description	Charge 2019/20	Charge 2020/21	Frequency	GST Exempt	Increase \$	Information/Conditions
LIBRARY						
Library - Replacement Card	10.00	10.00	per card		↑ 0.00	
Library - Lost Books - Admin Fee	25.00	25.00	per investigation		↑ 0.00	Replacement Books to be charged at Cost.
FREEDOM OF INFORMATION (FOI)						
<i>Freedom of Information Regulations 1993</i>						
Personal Information About Applicant	No charge	No charge				Copies as per copying fees.
FOI - NON PERSONAL INFORMATION						
Application Fee	30.00	30.00	per application	✓		Disadvantaged applicants/pension card - 25% discount.
Time Dealing With Applicant	30.00	30.00	per hour	✓		
Access Time	30.00	30.00	per hour	✓		Supervised by staff.
Duplication Of Information			Actual cost + GST			
Delivery, Packing Or Postage			Actual cost + GST			
Deposits - Advance Deposit			75% of estimated cost			
ACCOUNT ENQUIRIES						
Rate Account Enquiry	203.00	250.00	per enquiry	✓	↑ 47.00	
Rates Credit Balance Refund - Admin Charge	50.00	50.00	per request		↑ 0.00	First credit balance refund free of charge per financial year.
Title Search	68.00	68.00	per enquiry		↑ 0.00	
Rate Book (Printed Or Electronic)	203.00	250.00	per copy		↑ 47.00	
RUBBISH/RECYCLING						
Refuse Collection	199.00	199.00	per refuse bin/year	✓	↑ 0.00	Annual March Quarter Perth CPI increase as per agreement.
Recycling Collection	89.00	89.00	per recycle bin/year	✓	↑ 0.00	Annual March Quarter Perth CPI increase as per agreement.

SHIRE OF BEVERLEY
2021/22 SCHEDULE OF FEES AND CHARGES
EFFECTIVE FROM 1 JULY 2021

Description	Charge 2019/20	Charge 2020/21	Frequency	GST Exempt	Increase \$	Information/Conditions
CAT LICENSE						
<i>Cat Act 2011</i>						
1. Annual registration of a cat, unless concessional fees are applicable.	20.00	20.00	per year	✓		
2. Concessional registration fee-						
a) Three Year Registration Period	42.50	42.50		✓		
b) Three Year Registration Period - Pensioner	21.25	21.25		✓		Full Concession Card required
c) Lifetime registration period	100.00	100.00		✓		
c) Lifetime registration period - Pensioner	50.00	50.00		✓		Full Concession Card required
d) Registration after 31 May in any year, for that registration year.	50% of fee payable otherwise.			✓		
3. Annual application for approval or renewal to breed cats (per cat).	100.00	100.00		✓		
CAT TRAP						
Cat Trap Hire	15.00	15.00	per day		↑ 0.00	Hire fees to be paid in advance
Cat Trap Bond	50.00	50.00	per hire	✓	↑ 0.00	Bond returned via Cheque payment
DOG LICENSE						
<i>Dog Act 1976</i>						
Dog - Male Or Female	50.00	50.00	1 year	✓	↑ 0.00	
Dog - Male Or Female	120.00	120.00	3 years	✓	↑ 0.00	
Dog - Male Or Female	250.00	250.00	Lifetime	✓	↑ 0.00	
Pension Rate: Dog - Male Or Female	25.00	25.00	1 year	✓	↑ 0.00	Full Concession Card required
Pension Rate: Dog - Male Or Female	60.00	60.00	3 years	✓	↑ 0.00	Full Concession Card required
Pension Rate: Dog - Male Or Female	125.00	125.00	Lifetime	✓	↑ 0.00	Full Concession & Certificate Of Sterilisation required
Pension Rate: Sterilised Dog Or Bitch	10.00	10.00	1 year	✓	↑ 0.00	Full Concession & Certificate Of Sterilisation required
Pension Rate: Sterilised Dog Or Bitch	21.25	21.25	3 years	✓	↑ 0.00	Full Concession & Certificate Of Sterilisation required
Pension Rate: Sterilised Dog Or Bitch	50.00	50.00	Lifetime	✓		
Sheep Dog	25% of fee otherwise payable		1 year	✓		
Sheep Dog	25% of fee otherwise payable		3 years	✓		
Sheep Dog	25% of fee otherwise payable		Lifetime	✓		
Sterilised Dog Or Bitch	20.00	20.00	1 year	✓	↑ 0.00	Certificate of Sterilisation required
Sterilised Dog Or Bitch	42.50	42.50	3 years	✓	↑ 0.00	Certificate of Sterilisation required
Sterilised Dog Or Bitch	100.00	100.00	Lifetime	✓	↑ 0.00	Certificate of Sterilisation required
Bulk Dog Registration	200.00	200.00		✓	↑ 0.00	For approved kennel establishments only. Fee payable per establishment.

SHIRE OF BEVERLEY
2021/22 SCHEDULE OF FEES AND CHARGES
EFFECTIVE FROM 1 JULY 2021

Description	Charge 2019/20	Charge 2020/21	Frequency	GST Exempt	Increase \$	Information/Conditions
DOG IMPOUNDING FEES						
Impound Fee	69.00	69.00	per impounding		↑ 0.00	
Sustenance	12.00	12.00	per day		↑ 0.00	
DOG PENALTIES/INFRINGEMENTS						<i>Dog Act 1976</i>
1. Unregistered Dog	100.00	100.00		✓	↑ 0.00	Double penalty for Dangerous Dog
2. Failure to give notice of new owner	40.00	40.00		✓	↑ 0.00	
3. Keeping more than the prescribed number of dogs	100.00	100.00		✓	↑ 0.00	
4. Breach of kennel establishment licence	200.00	200.00		✓	↑ 0.00	
5. Dog in public place without collar or registration tag	50.00	50.00		✓	↑ 0.00	Double penalty for Dangerous Dog
6. Owners name and address not on collar	50.00	50.00		✓	↑ 0.00	Double penalty for Dangerous Dog
7. Dog not held by a leash in certain public places	100.00	100.00		✓	↑ 0.00	Double penalty for Dangerous Dog
8. Failure to control a dog in exercise areas and rural areas	100.00	100.00		✓	↑ 0.00	Double penalty for Dangerous Dog
9. Greyhound not muzzled	200.00	200.00		✓	↑ 0.00	
10. Dog in place without consent	100.00	100.00		✓	↑ 0.00	Double penalty for Dangerous Dog
11. Dangerous dog not muzzled	250.00	250.00		✓	↑ 0.00	
12. Dangerous dog not on leash in exercise area	200.00	200.00		✓	↑ 0.00	
13. Dangerous dog not under continuous supervision	200.00	200.00		✓	↑ 0.00	
14. Dangerous dog in specifically prohibited area	200.00	200.00		✓	↑ 0.00	
15. Dangerous dog enclosure requirement not complied with	200.00	200.00		✓	↑ 0.00	
16. Dangerous dog not wearing specified collar	200.00	200.00		✓	↑ 0.00	
17. Dangerous dog signs not displayed	200.00	200.00		✓	↑ 0.00	
18. Local Government not advised of dangerous dog attack	200.00	200.00		✓	↑ 0.00	
19. Local Government not advised of missing dangerous dog	200.00	200.00		✓	↑ 0.00	
20. Local Government not advised of dangerous dog ownership change	200.00	200.00		✓	↑ 0.00	
21. Local Government not advised of dangerous dog location change	200.00	200.00		✓	↑ 0.00	
22. Failure to take steps against parasites	50.00	50.00		✓	↑ 0.00	
23. Dog causing nuisance	100.00	100.00		✓	↑ 0.00	Double penalty for Dangerous Dog
24. Failure to produce document issued under Dog Act 1976	100.00	100.00		✓	↑ 0.00	
25. Failure of alleged offender to give name and address.	100.00	100.00		✓	↑ 0.00	

SHIRE OF BEVERLEY
2021/22 SCHEDULE OF FEES AND CHARGES
EFFECTIVE FROM 1 JULY 2021

Description	Charge 2019/20	Charge 2020/21	Frequency	GST Exempt	Increase \$	Information/Conditions
PRIVATE WORKS						
Back Hoe With Post Hole Digger	184.00	184.00	per hour		↑ 0.00	With Shire Operator Only
Backhoe	184.00	184.00	per hour		↑ 0.00	With Shire Operator Only
Bobcat	137.00	137.00	per hour		↑ 0.00	With Shire Operator Only
Cherry Picker With Chainsaw	319.00	319.00	per hour		↑ 0.00	With 2 Shire Operators & Truck
Grader (BE001, BE003)	209.00	209.00	per hour		↑ 0.00	With Shire Operator Only
Loader (BE004, BE036)	196.00	196.00	per hour		↑ 0.00	With Shire Operator Only
Roller - Rubber Tyre (BE033)	184.00	184.00	per hour		↑ 0.00	With Shire Operator Only
Roller - Vibrator (BE033)	184.00	184.00	per hour		↑ 0.00	With Shire Operator Only
Slasher (BE008)	171.00	171.00	per hour		↑ 0.00	With Shire Operator Only
Tractor (BE023)	147.00	147.00	per hour		↑ 0.00	With Shire Operator Only
Tractor Ford (BE014)	147.00	147.00	per hour		↑ 0.00	With Shire Operator Only
Truck Light (BE015, BE028)	110.00	110.00	per hour		↑ 0.00	With Shire Operator Only
Truck Tandem (BE010, BE012, BE013)	142.00	142.00	per hour		↑ 0.00	With Shire Operator Only
LABOUR						
Engineering Consultation	180.00	180.00	per hour		↑ 0.00	Minimum Charge = One Hour
Works Staff	83.00	83.00	per hour		↑ 0.00	Minimum Charge = One Hour
BUILDING MATERIALS						
						SUPPLY RESTRICTIONS OF MATERIALS:
Gravel	44.00	44.00	per m ³		↑ 0.00	PICK UP - MIN. of 1m³ (During Tip Opening Hours Only)
Gravel - Truck Load	227.00	227.00	per truck load		↑ 0.00	DELIVERED - MIN. of 2m³
Metal - All Sizes	83.00	83.00	per m ³		↑ 0.00	CARTAGE extra
Metal - Truck Load	658.00	658.00	per truck load		↑ 0.00	Tandem truck carries ~ 8m ³ or 12 tonne
Metal Dust	44.00	44.00	per m ³		↑ 0.00	Loader Bucket = ~ 2 m ³
Metal Dust - Truck Load	227.00	227.00	per truck load		↑ 0.00	
Sand Filling	44.00	44.00	per m ³		↑ 0.00	
Sand Filling - Truck Load	202.00	202.00	per truck load		↑ 0.00	
Sweepings - When Available	42.00	42.00	per m ³		↑ 0.00	
Sweepings - Truck Load	329.00	329.00	per m ³		↑ 0.00	

SHIRE OF BEVERLEY
2021/22 SCHEDULE OF FEES AND CHARGES
EFFECTIVE FROM 1 JULY 2021

Description	Charge 2019/20	Charge 2020/21	Frequency	GST Exempt	Increase \$	Information/Conditions
CARTAGE						
Per Load - Cartage Both Ways	3.00	3.00	per km		↑ 0.00	E.g.: Client is 20kms out, 40kms cartage is charged
RURAL ROAD NUMBERS						
Replacement Rural Road Numbers	100.00	100.00	per Sign		↑ 0.00	First Sign - No Charge. Replacement includes Sign, Post and Erection Labour.
TELSTRA/WATER CORP REINSTATEMENTS						
Bitumen & Concrete	443.00	443.00	per m ²		↑ 0.00	
Gravel	443.00	443.00	per m ²		↑ 0.00	
CROSS OVERS (RURAL) - Gravel Only						
300mm pipe	1,977.00	1,977.00	per Crossover (2x Pipes)		↑ 0.00	Payment to be made in Advance 50% subsidy for 1st crossover on the property
375mm pipe	PRICE ON APPLICATION					
450mm pipe	PRICE ON APPLICATION					
CROSS OVERS (TOWN SITE) - Concrete						
Per square metre	67.00	67.00	per m ²		↑ 0.00	50% Subsidy for 1st Crossover of the property
STANDPIPES						
Per 1,000L (1kL)	8.35	9.35	per kL	✓	↑ 1.00	Charges billed monthly
Administration Charge	5.00	5.00	per Invoice		↑ 0.00	
Standpipe Access Card	0.00	20.00	per Card		↑ 20.00	
Non-potable water per 1,000L (1kL)	0.00	3.35	per kL	✓	↑ 3.35	Water from Town Dam. Charges billed monthly.

SHIRE OF BEVERLEY
2021/22 SCHEDULE OF FEES AND CHARGES
EFFECTIVE FROM 1 JULY 2021

Description	Charge 2019/20	Charge 2020/21	Frequency	GST Exempt	Increase \$	Information/Conditions
RESERVATIONS OF GRAVE PLOTS / NICHE WALLS						
Grave Reservation - Initial	101.00	101.00	per site		↑ 0.00	25 Years validity.
Niche Wall Single Reservation - Initial	101.00	101.00	per site		↑ 0.00	
Niche Wall Double Reservation - Initial	182.00	182.00	per two sites		↑ 0.00	25 Years validity.
Transfer of Reservation - Grave & Niche Wall	51.00	51.00	per reservation		↑ 0.00	25 Years validity from date of transfer.
Reservation - Renewal Every 5 Years	25.00	25.00	per site		↑ 0.00	APPLICABLE TO BOTH GRAVE PLOT & NICHE WALL RESERVATIONS
CEMETERIES - GRAVE PLOTS, DIGGING & ASSOCIATED CHARGES						
Grant of Right of Burial Charge	1,013.00	1,013.00			↑ 0.00	25 Year Period.
Standard Grave - Plot - Land 2.44m (L) X 1.52m (W) X 1.80m (D)	101.00	101.00	per Grave		↑ 0.00	On application of Grant of Right of Burial
Standard Grave - Grave digging to 1.80m	1,013.00	1,013.00	per Grave		↑ 0.00	On application of Grant of Right of Burial
Standard Grave - Grave Number Plate - Per Standard Plot	51.00	51.00	per Grave		↑ 0.00	On application of Grant of Right of Burial
Standard Grave - Overtime Fee - Weekends/Public Holidays/RDOs	760.00	760.00	per Grave (if applicable)		↑ 0.00	On application of Grant of Right of Burial (if applicable)
Plot - Land 2.44m (L) X 1.52m (W) X 1.80m (D)	101.00	101.00			↑ 0.00	
Double Plot - Land 2.44m (L) X 3.05m (W) X 1.80m (D)	152.00	152.00			↑ 0.00	
Triple Plot - Land 2.44m (L) X 4.57m (W) X 1.80m (D)	203.00	203.00			↑ 0.00	
Grave - Child (7 & Under) - Grave digging to 1.80m	507.00	507.00	per Grave		↑ 0.00	
Excess Depth Of 1.80m - Per Every 300mm	200.00	200.00	per each 300mm		↑ 0.00	
Reopening Of Grave - Ordinary	1,013.00	1,013.00	per Grave		↑ 0.00	
Reopening Of Grave - Child (7 & Under)	507.00	507.00	per Grave		↑ 0.00	
Exhumation Fee	2,026.00	2,026.00	per exhumation		↑ 0.00	In addition to grave digging charge.
Permission to Erect Headstone	152.00	152.00	per Headstone		↑ 0.00	PERMISSION and/or KERBING
Attendance When Required By Grantee	152.00	152.00	per attendance		↑ 0.00	
Internment Of Ashes In Grave Plot	152.00	152.00			↑ 0.00	
Extra Charge Of Ashes Internment - Overtime Fee - Weekends/Public Holidays/RDOs	253.00	253.00			↑ 0.00	
NICHE WALLS - PLOTS, INTERNMENT & ASSOCIATED CHARGES						
Internment Fee - Niche Wall - Single Compartment	203.00	203.00			↑ 0.00	Not including cost of PLAQUE / TABLET or FITTING
Internment Fee - Niche Wall - Double Compartment - 1st Internment	203.00	203.00			↑ 0.00	Not including cost of PLAQUE / TABLET or FITTING
Internment Fee - Niche Wall - Double Compartment - 2nd Internment	101.00	101.00			↑ 0.00	Not including cost of PLAQUE / TABLET or FITTING
Plaque Fee	AT COST	AT COST	per plaque			Plaque Cost to be recovered in full.
Plaque Installation Fee	152.00	152.00	per plaque		↑ 0.00	
Urn Container	25.00	25.00	per container		↑ 0.00	
Vases	75.00	75.00	per vase		↑ 0.00	Cost on application

SHIRE OF BEVERLEY
 2021/22 SCHEDULE OF FEES AND CHARGES
 EFFECTIVE FROM 1 JULY 2021

Description	Charge 2019/20	Charge 2020/21	Frequency	GST Exempt	Increase \$	Information/Conditions

SHIRE OF BEVERLEY
2021/22 SCHEDULE OF FEES AND CHARGES
EFFECTIVE FROM 1 JULY 2021

Description	Charge 2019/20	Charge 2020/21	Frequency	GST Exempt	Increase \$	Information/Conditions
REFUSE SITE FEES						
Asbestos Burial	119.00	119.00	per m ³		↑ 0.00	Minimum \$50 charge.
Asbestos Burial	Large quantities					Price based on per m ³ rate plus machine hire.
Building Rubble	29.00	29.00	per tonne		↑ 0.00	
Car Bodies	29.00	29.00	per car		↑ 0.00	
Concrete, Rock, Gravel, Sand Or Like	29.00	29.00	per tonne		↑ 0.00	
Fencing Wire	7.00	7.00	per m ³		↑ 0.00	
Putrescible Waste Organic Commercial	7.00	7.00	per m ³		↑ 0.00	
Rubbish Bag (Wool Bale)	7.00	7.00	per bag		↑ 0.00	
Bin 240L Domestic Waste Or 200L Drum Equivalent	3.00	3.00	per bin		↑ 0.00	
Trailer 6X4, Car, Ute Mixed Load	14.00	14.00	per load		↑ 0.00	
Trailer Tandem Axle Up To 2.5m In Length	29.00	29.00	per load		↑ 0.00	
Septic Tank Waste (Local)	253.00	253.00	per 2,000L		↑ 0.00	per 2,000L or part thereof.
Septic Tank Waste (Outside of Beverley District)	507.00	507.00	per 2,000L		↑ 0.00	per 2,000L or part thereof - Double Rate.
HEALTH FEES						
Public Building Event Approval Registration Fee	200.00	200.00	per Registration	✓	↑ 0.00	Health Act 1911
Food Premises Registration Fee	180.00	180.00	per Registration	✓	↑ 0.00	
Food Business Notification Fee	60.00	60.00	per Notification	✓	↑ 0.00	
Food Business (Food Stalls) Notification Fee	60.00	60.00	per Notification	✓	↑ 0.00	
Septic Tank/Onsite Waste Water Disposal Application	226.00	226.00	per Application	✓	↑ 0.00	

SHIRE OF BEVERLEY
2021/22 SCHEDULE OF FEES AND CHARGES
EFFECTIVE FROM 1 JULY 2021

Description	Charge 2019/20	Charge 2020/21	Frequency	GST Exempt	Increase \$	Information/Conditions
BUILDING FEES						Building Act 2011
Building Inspection	150.00	150.00	per Inspection	✓		
Building Certification	0.00		per Certification	✓		Price On Application
BCITF Levy	0.2% of total construction value for all works valued over \$20,000.00			✓		
Building Services Levy (BSL)						
Building Permit						
- \$45,000 or Less	61.65	61.65	per Application	✓		
- Over \$45,000	0.137% of the value of work		per Application	✓		
Demolition Permit						
- \$45,000 or Less	61.65	61.65	per Application	✓		
- Over \$45,000	0.137% of the value of work		per Application	✓		
Occupancy Permit or Building Approval Certificate for approved building work under s47, 49, 50 or 52 of the <i>Building Act</i> .						
- \$45,000 or Less	61.65	61.65	per Application	✓		
- Over \$45,000	61.65	61.65	per Application	✓		
Occupancy Permit or Building Approval Certificate for approved building work under s51 of the <i>Building Act</i> .						
- \$45,000 or Less	91.00	91.00	per Application	✓		
- Over \$45,000	0.18% of the value of work		per Application	✓		
Occupancy Permit or Building Approval Certificate for <u>unauthorised</u> building work under s51 of the <i>Building Act</i> .						
- \$45,000 or Less	123.30	123.30	per Application	✓		
- Over \$45,000	0.274% of the value of work		per Application	✓		
Occupancy Permit under s46 of the <i>Building Act</i> .						
- \$45,000 or Less	No Levy	No Levy				
- Over \$45,000	No Levy	No Levy				
Modification of Occupancy Permit for additional use of building on temporary basis under s48 of the <i>Building Act</i> .						
- \$45,000 or Less	No Levy	No Levy				
- Over \$45,000	No Levy	No Levy				

SHIRE OF BEVERLEY
2021/22 SCHEDULE OF FEES AND CHARGES
EFFECTIVE FROM 1 JULY 2021

Description	Charge 2019/20	Charge 2020/21	Frequency	GST Exempt	Increase \$	Information/Conditions
Building/Demolition Permits						
1. Certified application for building permit-						
a) for building work for a Class 1 or Class 10 building or incidental structure.	0.19% of the estimated value of building as determined by the relevant permit authority, but not less than \$110.			✓		
b) for building work for a Class 2 to Class 9 building or incidental structure.	0.09% of the estimated value of building as determined by the relevant permit authority, but not less than \$110.			✓		
2. Uncertified application for a building permit	0.32% of the estimated value of the building as determined by the relevant permit authority, but not less than \$110.			✓		
3. Application for a demolition permit -						
a) for demolition work in respect of a Class 1 or Class 10 building or incidental structure.	105.00	110.00		✓		
b) for demolition work in respect of a Class 2 to Class 9 building.	\$110 for each storey of the building.			✓		
4. Application to extend the time which a building or demolition permit has effect.	105.00	110.00		✓		
5. Application for an occupancy permit for a completed building.	105.00	110.00		✓		
6. Application for a temporary occupancy permit for an incomplete building.	105.00	110.00		✓		
7. Application for modification of an occupancy permit for additional use of a building on a temporary basis.	105.00	110.00		✓		
8. Application for a replacement occupancy permit for permanent change of the building's use/classification.	105.00	110.00		✓		
9. Application for an occupancy permit or building approval certificate for registration of strata scheme/plan of resubdivision.	11.60 115.00	11.60 115.00		✓		per Strata Unit minimum
10. Application for an occupancy permit for a building in respect of which unauthorised work has been done.	105.00	110.00		✓		
11. Application for a building approval certificate for a building in respect of which unauthorised work has been done.	105.00	110.00		✓		
12. Application to replace an occupancy permit for an existing building.	105.00	110.00		✓		
13. Application for a building approval certificate for an existing building where unauthorised work has not been done.	105.00	110.00		✓		
14. Application to extend the time during which an occupancy permit or building approval certificate has effect.	105.00	110.00		✓		

SHIRE OF BEVERLEY
2021/22 SCHEDULE OF FEES AND CHARGES
EFFECTIVE FROM 1 JULY 2021

Description	Charge 2019/20	Charge 2020/21	Frequency	GST Exempt	Increase \$	Information/Conditions
Building/Demolition Permits (Continued)						
15. Application as defined in Regulation 31 (for each building standard in respect of which a declaration is sought).	2,160.15	2,160.15		✓		
16. Inspection of pool enclosures.	58.45	58.45		✓		Regulation 53.
17 Local government approval of battery powered smoke alarms	179.40	179.40		✓		Regulation 61.
18. Certificate of Design Compliance	0.19% of the estimated value of building as determined by the relevant permit authority, but not less than \$110.			✓		
19. Certificate of Building Compliance	0.32% of the estimated value of the building as determined by the relevant permit authority, but not less than \$110.			✓		

SHIRE OF BEVERLEY
2021/22 SCHEDULE OF FEES AND CHARGES
EFFECTIVE FROM 1 JULY 2021

Description	Charge 2019/20	Charge 2020/21	Frequency	GST Exempt	Increase \$	Information/Conditions
TOWN PLANNING FEES						<i>Planning and Development Regulations 2009 (Part 7 Local Government Planning Charges)</i>
1. Determining a development application (other than for an extractive industry) where the development has not commenced or been carried out and the estimated cost of the development is-						
(a) not more than \$50,000	147.00	147.00		✓	↑ 0.00	
(b) more than \$50,000 but not more than \$500,000	0.32% of the estimated cost of development			✓		
(c) more than \$500,000 but not more than \$2.5 million	\$1,700 + 0.257% for every \$1 in excess of \$500,000			✓		
(d) more than \$2.5 million but not more than \$5 million	\$7,161 + 0.206% for every \$1 in excess of \$2.5 million			✓		
(e) more than \$5 million but not more than \$21.5 million	\$12,633 + 0.123% for every \$1 in excess of \$5 million			✓		
(f) more than \$21.5 million	34,196.00	34,196.00		✓	↑ 0.00	
2. Determining a development application (other than for an extractive industry) where the development has commenced or been carried out	The fee in item 1 plus, by way of penalty, twice that fee.			✓		
3. Determining a development application for an extractive industry where the development has not commenced or been carried out	739.00	739.00		✓	↑ 0.00	
4. Determining a development application for an extractive industry where the development has commenced or been carried out	The fee in item 3 plus, by way of penalty, twice that fee			✓		
5. Providing a subdivision clearance for						
(a) not more than 5 lots	73.00	73.00	per Lot	✓	↑ 0.00	
(b) more than 5 lots but not more than 195 lots	\$73 per lot for the first 5 lots and then \$35 per lot			✓		
(c) more than 195 lots	7,393.00	7,393.00		✓	↑ 0.00	
6. Determining an initial application for approval of a home occupation where the home occupation has not commenced.	222.00	222.00		✓	↑ 0.00	
7. Determining an initial application for approval of a home occupation where the home occupation has commenced.	The fee in item 6 plus, by way of penalty, twice that fee			✓		
8. Determining an application for the renewal of an approval of a home occupation where the application is made before the approval expires.	73.00	73.00		✓	↑ 0.00	
9. Determining an application for the renewal of an approval of home occupation where the application is made after the approval has expired.	The fee in item 8 plus, by way of penalty, twice that fee			✓		

SHIRE OF BEVERLEY
2021/22 SCHEDULE OF FEES AND CHARGES
EFFECTIVE FROM 1 JULY 2021

Description	Charge 2019/20	Charge 2020/21	Frequency	GST Exempt	Increase \$	Information/Conditions
						TOWN PLANNING FEES (Continued)
						<i>Planning and Development Regulations 2009 (Part 7 Local Government Planning Charges)</i>
10. Determining an application for a change of use or for an alteration or extension or change of a non-conforming use to which item 1 does not apply, where the change or the alteration, extension or change has not commenced or been carried out.	295.00	295.00		✓	↑ 0.00	
11. Determining an application for change of use or for alteration or extension or change of a non-conforming use to which item 2 does not apply, where the change or the alteration, extension or change has commenced or been carried out.	The fee in item 10 plus, by way of penalty, twice that fee.			✓		
12. Providing a zoning certificate.	73.00	73.00		✓	↑ 0.00	
13. Replying to a property settlement questionnaire.	73.00	73.00		✓	↑ 0.00	
14. Providing written planning advice.	73.00	73.00		✓	↑ 0.00	
15. Scheme Amendments - initiated outside of Council						
Shire Planner	88.00	88.00	per hour		↑ 0.00	
Administration Officer	30.20	30.20	per hour		↑ 0.00	
16. Structure Plans - initiated outside of Council						
Shire Planner	88.00	88.00	per hour		↑ 0.00	
Administration Officer	30.20	30.20	per hour		↑ 0.00	
						PLANNING ADVERTISING AND NOTIFICATION COSTS
Applicant to pay	Borne by applicant					
						DEVELOPMENT APPLICATIONS
						<i>Planning and Development (DAP) Amendment Regulations 2013</i>
1. A DAP application where the estimated cost of development is-						
a) not less than \$2 million and less than \$7 million	3,503.00	5,701.00		✓	↑ 2,198.00	
b) not less than \$7 million and less than \$10 million	5,409.00	8,801.00		✓	↑ 3,392.00	
c) not less than \$10 million and less than \$12.5 million	5,885.00	9,576.00		✓	↑ 3,691.00	
d) not less than \$12.5 million and less than \$15 million	6,053.00	9,849.00		✓	↑ 3,796.00	
e) not less than \$15 million and less than \$17.5 million	6,221.00	10,122.00		✓	↑ 3,901.00	
f) not less than \$17.5 million and less than \$20 million	6,390.00	10,397.00		✓	↑ 4,007.00	
g) \$20 million or more	6,557.00	10,670.00		✓	↑ 4,113.00	
2. An application under Reg.17	150.00	245.00		✓	↑ 95.00	
						ROAD CLOSURE PROCESSING FEE
Charge	253.00	253.00	per application		↑ 0.00	